



# North Central Health District COVID-19 Operational Summary



May 1, 2020

This is an emerging and dynamic situation, therefore our data and recommendations are subject to change. North Central Health District (NCHD) is part of the Georgia Department of Public Health (DPH) and serves individuals residing in 13 Central Georgia counties: Baldwin, Bibb, Crawford, Hancock, Houston, Jasper, Jones, Monroe, Peach, Putnam, Twiggs, Washington, and Wilkinson. This report describes the NCHD operations in response to the COVID-19 pandemic. The purpose of this report is to provide situational awareness to our district partners and community members.

## Workforce

NCHD has a total of 314 employees. Since before the response to COVID-19 started, NCHD staff have been planning and preparing for the response. In January 2020, the Epidemiology and Emergency Preparedness programs began watching the situation closely, educating partners, and monitoring travelers. Today, we have scaled back our normal operations to be able to respond to this even appropriately and have 150 employees dedicated full time to the response with many additional employees assisting on an as needed basis. Public health staff are working on a variety of tasks from epidemiology (which includes data management, case investigation, contact tracing, and outbreak investigations), PPE Distribution, Partner Coordination, SPOC operations, and ensuring our regulated facilities are operating according to the newest executive order. In addition to our workforce, NCHD has assistance from 3 National Guardsman for courier support and have recieved 7 temporary staff from the state office that are assisting with Epidemiology and SPOC operations.

159  
Public Health  
Responders

## Personal Protective Equipment Supply Distribution

The information in this portion of the report is accurate as of 5/1/2020 at 8AM. PPE has been an essential element for the safe response to COVID-19. Inventory stockpiled at the local, district, and regional Public Health, Healthcare Coalition, and EMA level, along with State Department of Public Health and GEMA levels, Federal supplies from CDC and HHS/ASPR Strategic National Stockpile, and FEMA acquired materials are all being pushed out to public health, healthcare, public safety, and critical infrastructure organizations and facilities. Items such as N95 masks, surgical masks, gowns, gloves, face shields, hand sanitizer, thermometers and other supplies are received as orders through either the Department of Public Health or County EMA resource request process, assessed and allocated at the State RSS warehouse, and ultimately shipped to and picked up from the District Public Health team. Allocations are shipped three times a week.

PPE Type	Distributed To:	
	Healthcare Facilities Total: 193	EMA and Other Partners
N95 Mask	46,893	20,920
Surgical Mask	83,850	18,100
Face Shields	20,923	1,648
Gowns	7,982	355
Gloves	197,690	69,190
Coveralls	2,500	600
Shoe Covers	7,255	50
Surgical Caps	1,400	
Thermometers	10	299
Safety Goggles		200
Hand Sanitizer	20,675 oz	9,680 oz
Disinfectant Cleaner	24 qts	
Body Bags		30



# Specimen Points of Collection (SPOC)

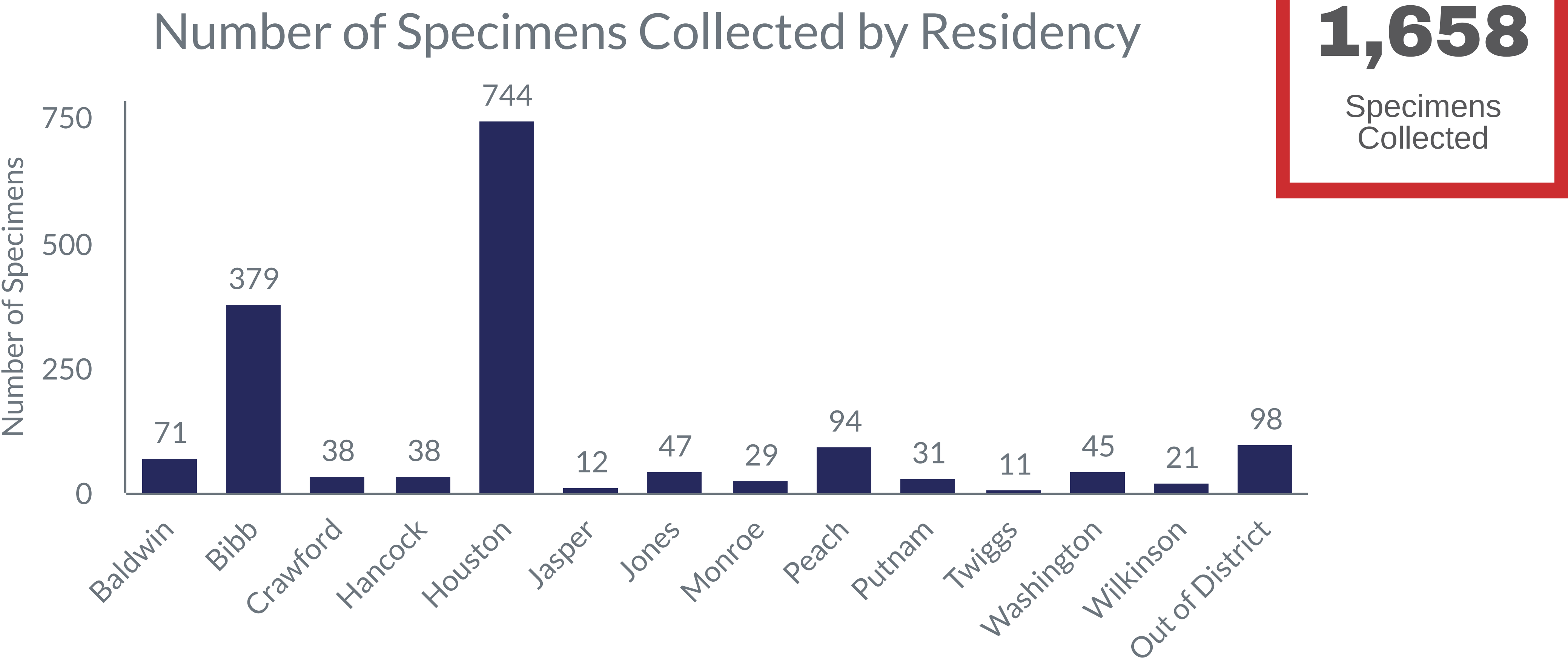
On March 18, 2020, NCHD stood up our first SPOC in Houston County, in the following weeks we expanded to 3 additional locations in Jasper, Jones, and Washington Counties. The activities of these locations were limited in capacity due to state-supplied specimen collection kits. On 4/17/2020, due to an increase in the state's capacity to supply specimen collection kits, we opened our fifth location in Bibb County. On 5/3/2020, we will be expanding testing again. This time to all 13 of our county health departments. Houston and Macon-Bibb County Health Department SPOCs will operate seven days each week while the other 11 county SPOCs will operate on select days of the week, the schedule for the first full week of May 2020, is below.

Anyone in need of testing through these sites must call the Testing Line at **1-844-987-0099** for screening and referral. SPOC sites are only open to individuals with scheduled appointments. Public health COVID-19 testing has been expanded so any person experiencing symptoms of the illness qualifies for a free test.

	County Health Department	Sunday	Monday	Tuesday	Wednesday	Thursday	Friday	Saturday
COVID-19 Testing Open Daily	Houston	1 p.m. - 4 p.m.	8:30 a.m. - 5 p.m.	8:30 a.m. - 5 p.m.	8:30 a.m. - 5 p.m.	8:30 a.m. - 5 p.m.	8:30 a.m. - 5 p.m.	9 a.m. - 3 p.m.
	Macon-Bibb	1 p.m. - 4 p.m.	8:30 a.m. - 5 p.m.	8:30 a.m. - 5 p.m.	8:30 a.m. - 5 p.m.	8:30 a.m. - 5 p.m.	8:30 a.m. - 5 p.m.	9 a.m. - 3 p.m.
COVID-19 Testing Open Select Days	Baldwin		9 a.m. - 4 p.m.				9 a.m. - 4 p.m.	
	Crawford					9 a.m. - 4 p.m.		
	Hancock				9 a.m. - 4 p.m.			
	Jasper			8:30 a.m. - 5 p.m.			8:30 a.m. - 5 p.m.	
	Jones		8:30 a.m. - 5 p.m.		8:30 a.m. - 5 p.m.		8:30 a.m. - 5 p.m.	
	Monroe				9 a.m. - 4 p.m.			
	Peach				9 a.m. - 4 p.m.			
	Putnam					9 a.m. - 4 p.m.		
	Twiggs			9 a.m. - 4 p.m.				
	Washington		8:30 a.m. - 5 p.m.	8:30 a.m. - 5 p.m.		8:30 a.m. - 5 p.m.		
	Wilkinson					9 a.m. - 4 p.m.		

Below is a summary of the SPOC activities.

The information in this portion of the report is accurate as of 5/1/2020 at 12PM.



# Epidemiology - Overview

NCHD's Epidemiology Program is responsible for investigating every reported case of laboratory-confirmed of COVID-19. The following information describes the activities of the epidemiology program and provides a description of the current situation with the district.

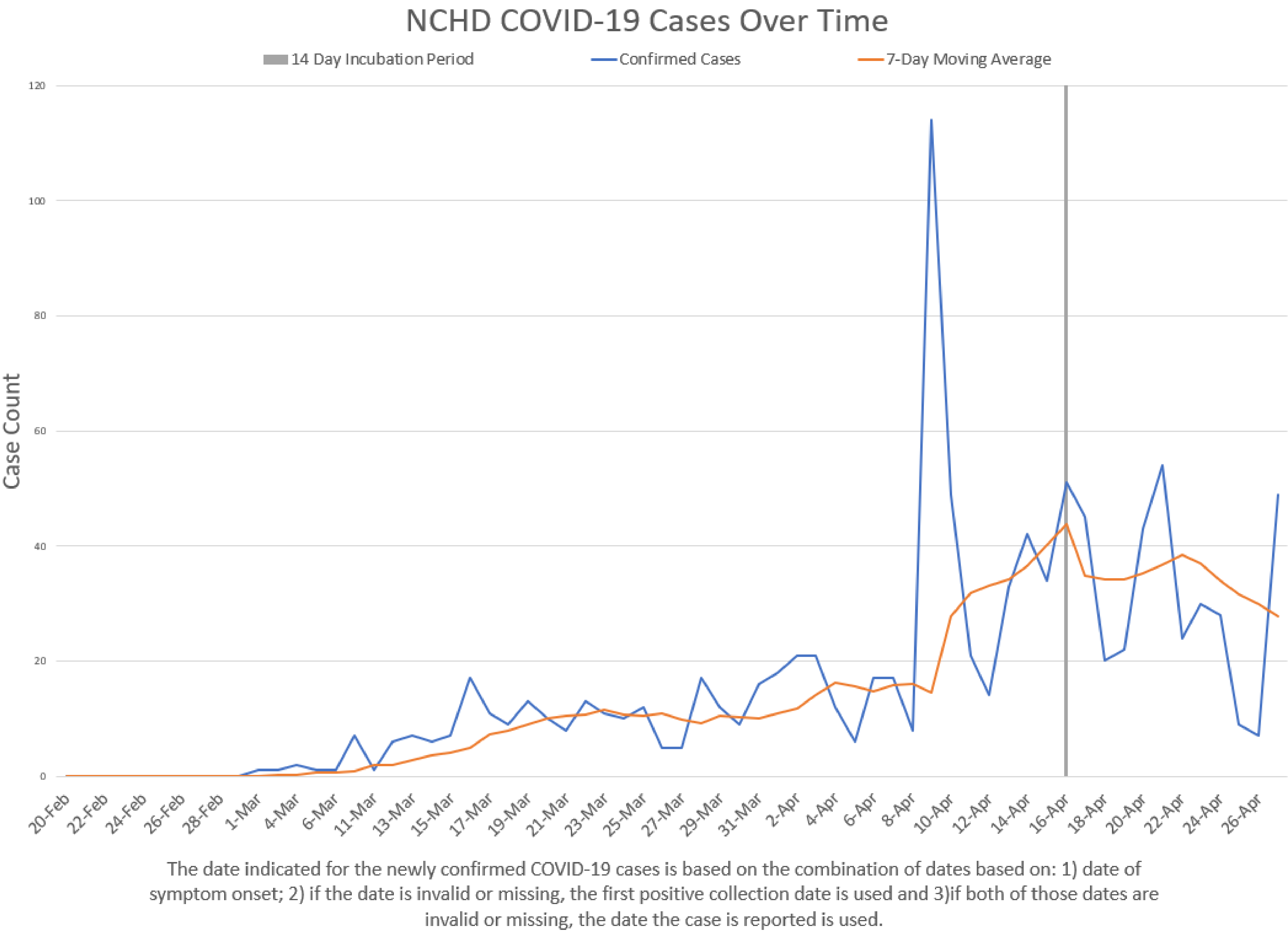
The NCHD Epidemiology program has closed 92% of laboratory-confirmed cases that were reported prior to 4/17/2020.

The information in this portion of the report is accurate as of 5/1/2020 at 12PM.

Total Number of Confirmed and Presumptive	1,086
Median Age (Age Range)	54 (3-100 Years)
Hospitalizations	277 (26%)
Deaths	47
Deaths Median Age (Age Range)	71 (29-96 Years)
Deaths that were Hospitalized	41 (87%)

County	Total Case	Total Hospitalizations	Total Deaths
Baldwin	224	40	8
Bibb	313	75	10
Crawford	17	3	0
Hancock	50	3	2
Houston	228	75	14
Jasper	22	3	0
Jones	29	4	0
Monroe	24	7	3
Peach	50	16	2
Putnam	43	9	5
Twiggs	8	2	0
Washington	43	4	1
Wilkinson	35	12	2
Total	1086	253	47

\*Based on patient county of residence when known

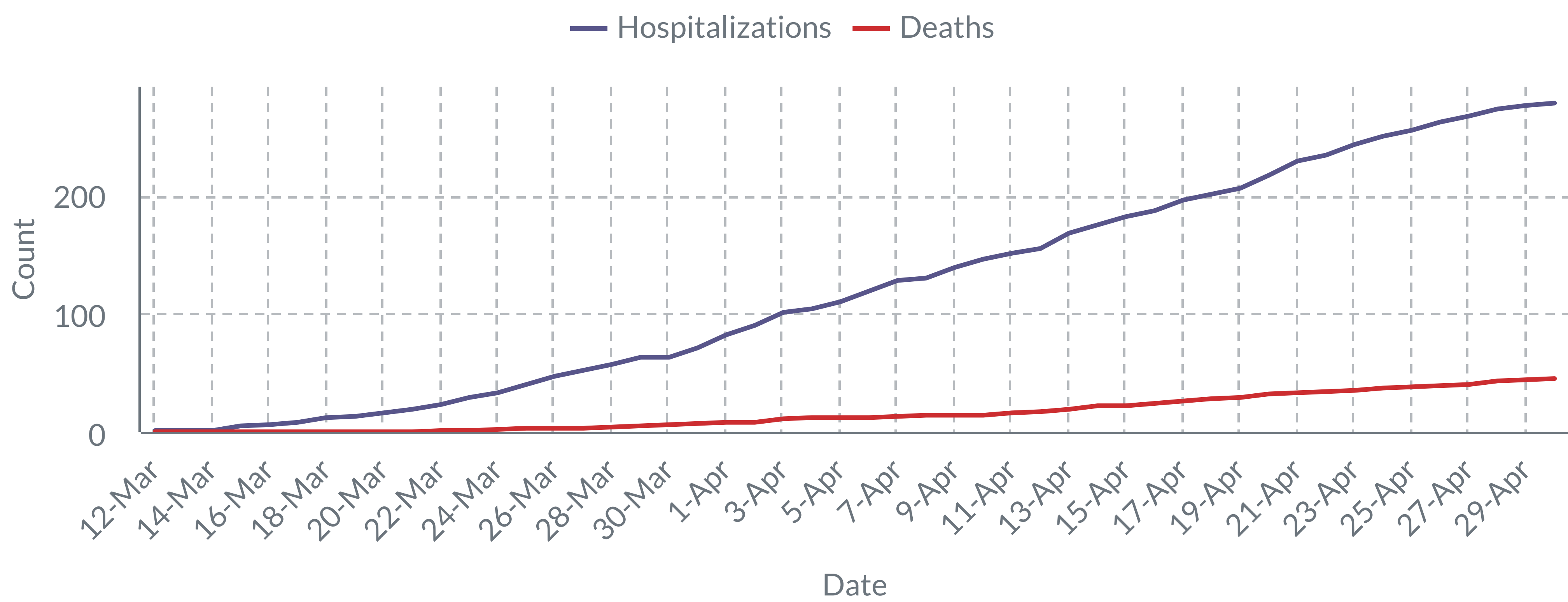


*\* 14-day window – Confirmed cases over the last 14 days may not be accounted for due to illnesses yet to be reported or test results may still be pending.*

**Note -** Data during the reporting period may be incomplete due to the lag in time between when the case was tested and/or reported and submitted to the Georgia DPH for reporting purposes. This delay can vary depending on the testing facility and/or jurisdiction.

# Epidemiology - Overview

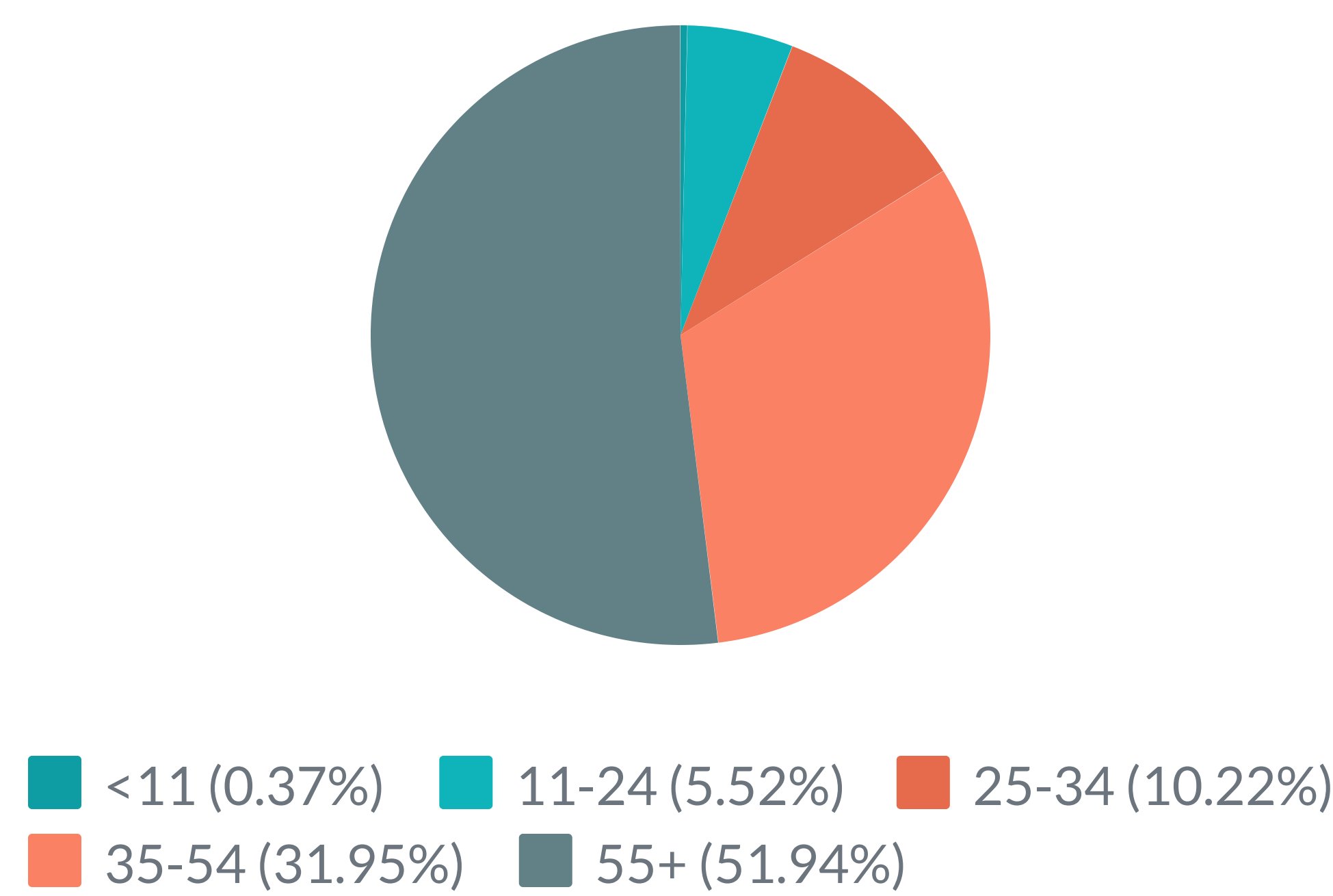
## Hospitalizations and Deaths Over Time



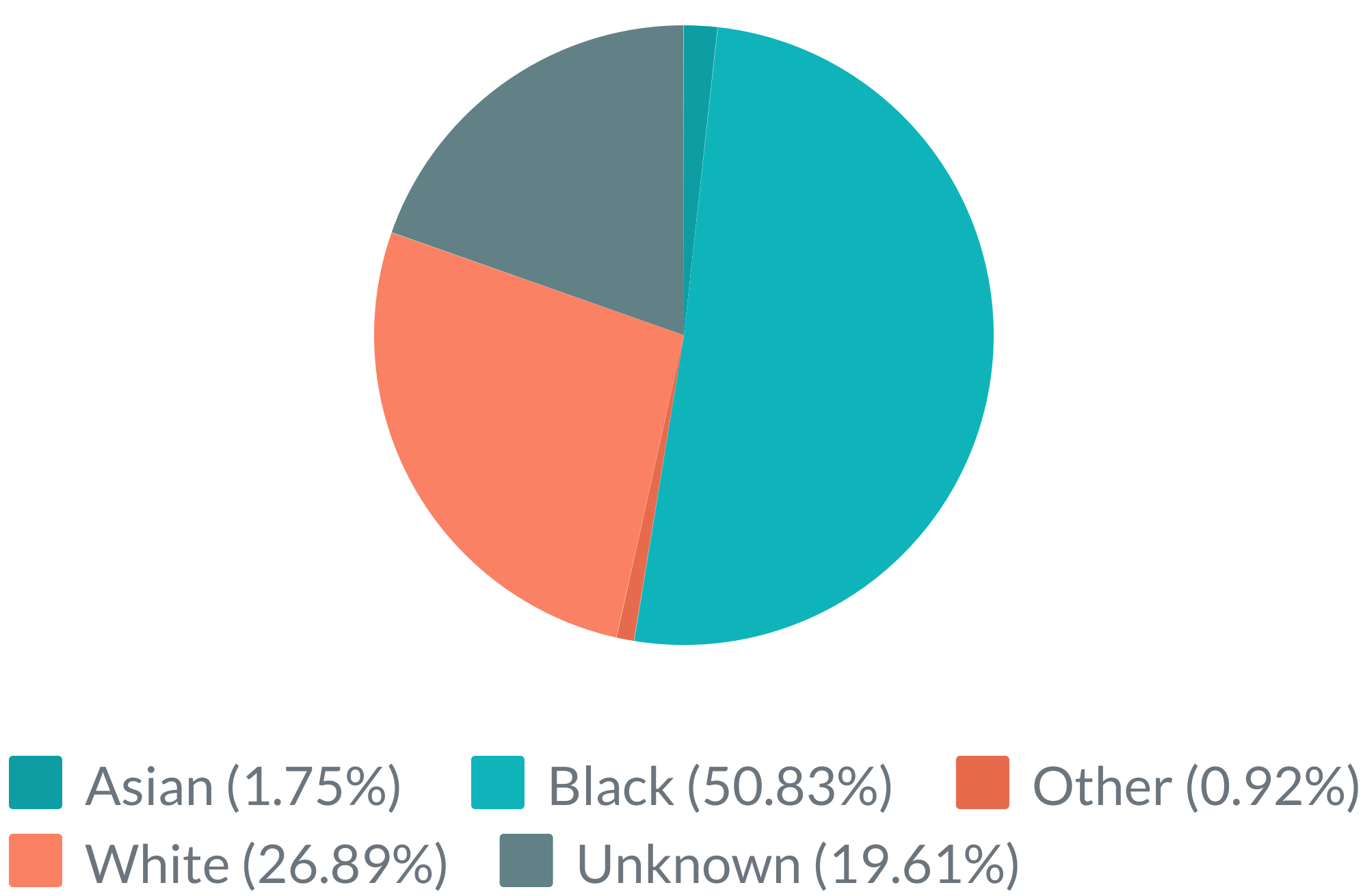
**40% of Hospitalized Cases have been reported as being discharged.**

**61% of Deaths are associated with a congregate setting outbreak.**

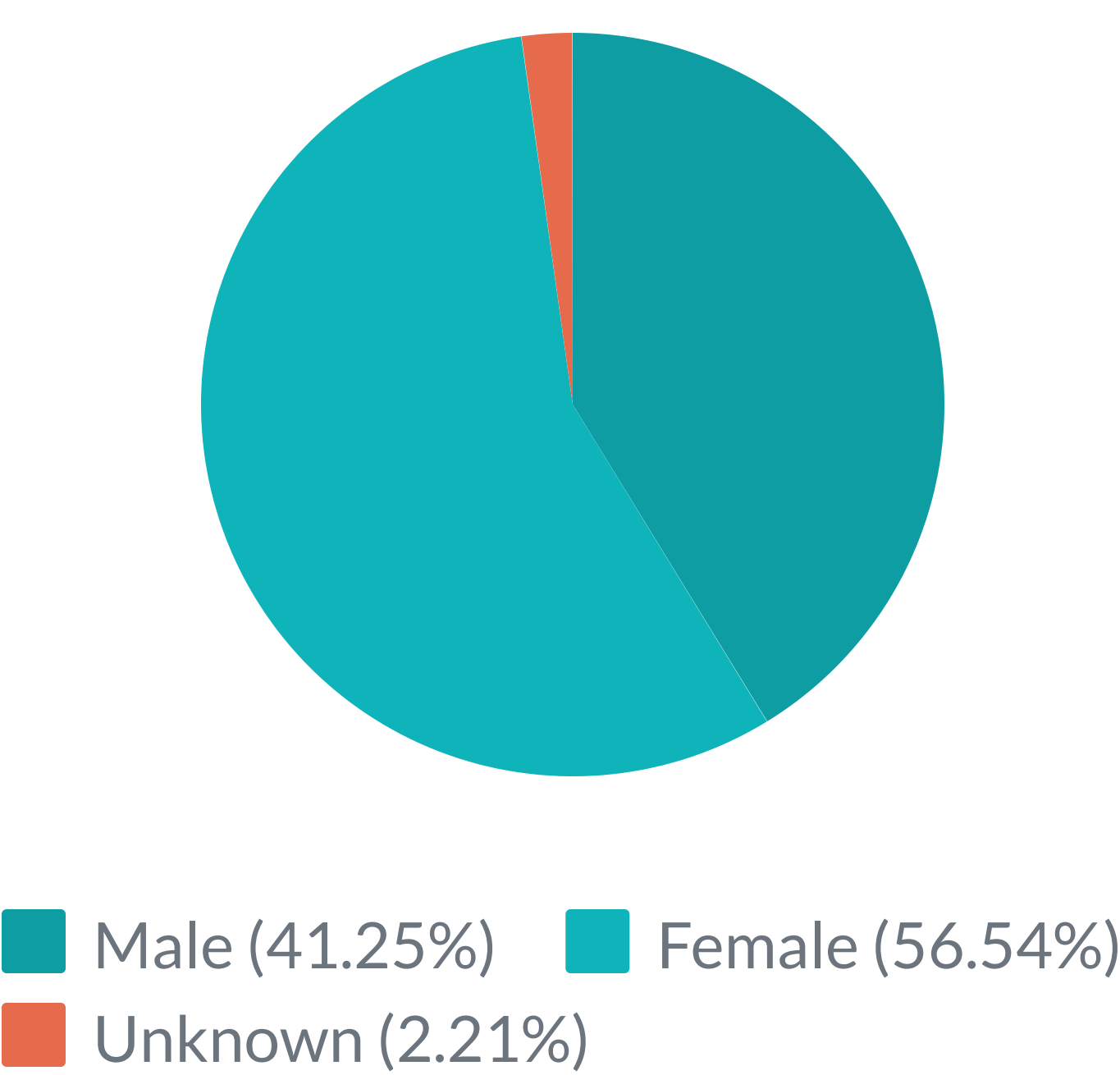
## Age Distribution of Cases



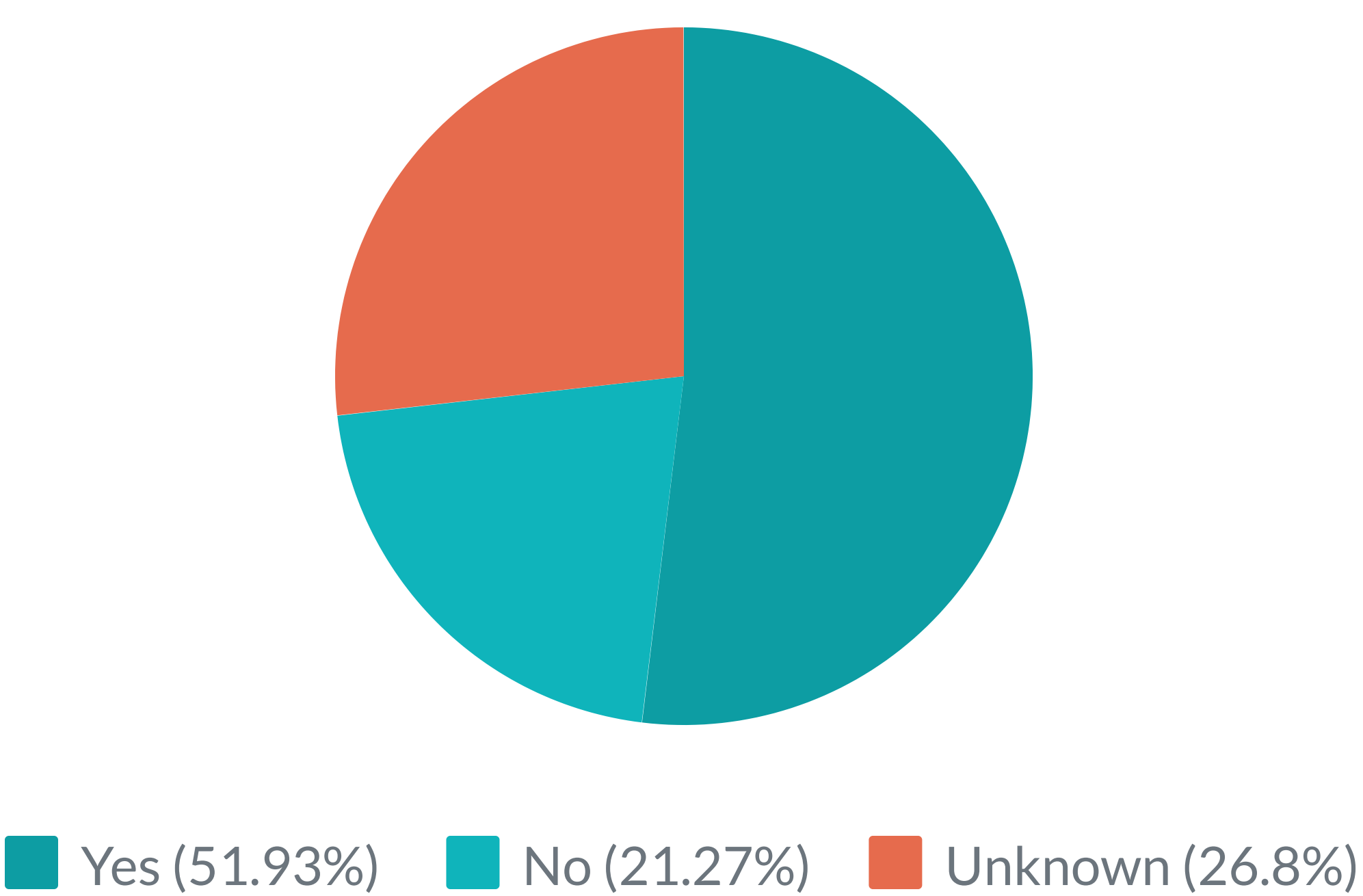
## Race Distribution of Cases



## Gender Distribution of Cases



## Underlying Health Conditions





# Epidemiology - Open Congregate Setting Outbreaks

Any congregate location experiencing a respiratory outbreak is a concern for COVID-19. This includes long-term care facilities, skilled nursing homes, other healthcare settings, jails, churches, schools, businesses etc. A single laboratory-confirmed case in either an employee or resident of a congregate facility that is identified by epidemiology is classified as an outbreak for this response. Due to the reporting, interview, and data analysis processes, there may be delays in reporting cases as an outbreak. The Epidemiology Program is working closely with all partners to ensure data accuracy. The information in this list is accurate as of 5/1/2020 at 12PM.

Facilty Name	County	Number of Reported Cases		Number of Confirmed Hospitalizations	Number of Confirmed Deaths	Investigation Status
		Staff	Resident			
Antebellum Arlington Place	Bibb	11	33	10	1	Ongoing, Infection Prevention Assessment Scheduled, National Guard Cleaning, Mass Testing
Baldwin State Prison	Baldwin	2	9	2	0	Ongoing, Infection Prevention Assessment Complete
Bibb County Jail	Bibb	0	3	0	0	Ongoing, Infection Prevention Assessment Complete
Bostick Nursing Center	Baldwin	7	46	4	2	Ongoing, Infection Prevention Assessment Complete, Mass Testing, National Guard Cleaning
Central State Hospital	Baldwin	65	20	6	2	Ongoing, Infection Prevention Assessment Scheduled, National Guard Cleaning, Mass Testing
Crawford County Jail	Crawford	4	4	0	0	Ongoing, Infection Prevention Assessment Complete, National Guard Resources Requested
Eatonton Health and Rehab	Putnam	1	16	8	5	Ongoing, Infection Prevention Assessment Complete, National Guard Resources Requested
GA War Veterans	Baldwin	3	7	1	2	Ongoing, Infection Prevention Assessment Scheduled, National Guard Cleaning, Mass Testing
Golden Pond Assisted Living	Bibb	2	2	1	0	Ongoing, Infection Prevention Assessment Complete, Mass Testing
HC Detention center	Houston	3	0	0	0	Ongoing, Infection Prevention Assessment Complete, National Guard Resources Requested
McEver Probation Detention Center	Houston	3	2	0	0	Ongoing, Infection Prevention Assessment Complete, National Guard Resources Requested
Oconee Comm Service board	Baldwin	5	5	1	0	Ongoing, Infection Prevention Assessment Complete, Mass Testing
Peach Detention Center	Peach	3	0	1	0	Ongoing, Infection Prevention Assessment Complete, National Guard Resources Requested
Providence Health and Rehab	Hancock	1	0	0	0	Ongoing, Infection Prevention Assessment Scheduled, National Guard Cleaning, Mass Testing
Pruitt Health Macon	Bibb	19	83	10	2	Ongoing, Infection Prevention Assessment Scheduled, National Guard Cleaning, Mass Testing
Sparta Health and Rehab	Hancock	12	12	3	1	Ongoing, Infection Prevention Assessment Scheduled, National Guard Cleaning, Mass Testing
Zebulon Park Health and Rehab	Bibb	1	2	3	1	Ongoing, Infection Prevention Assessment Scheduled, National Guard Cleaning

\*Allocation of National Guard resources are not coordinated with local public health. It is possible for a facility to have had these resources allocated without the knowledge of public health. Starting on 4/23/2020, NCHD Epidemiology incorporated requesting information regarding these resources into their outbreak investigation process and have started submitting requests on the behalf of the facilities as deemed appropriate during the investigation.





# North Central Health District COVID-19 Operational Summary



May 8, 2020

This is an emerging and dynamic situation, therefore our data and recommendations are subject to change. North Central Health District (NCHD) is part of the Georgia Department of Public Health (DPH) and serves individuals residing in 13 Central Georgia counties: Baldwin, Bibb, Crawford, Hancock, Houston, Jasper, Jones, Monroe, Peach, Putnam, Twiggs, Washington, and Wilkinson. This report describes the NCHD operations in response to the COVID-19 pandemic. The purpose of this report is to provide situational awareness to our district partners and community members.

## Workforce

NCHD has a total of 314 employees. Since before the response to COVID-19 started, NCHD staff have been planning and preparing for the response. In January 2020, the Epidemiology and Emergency Preparedness programs began watching the situation closely, educating partners, and monitoring travelers. Today, we have scaled back our normal operations to be able to respond to this even appropriately and have 150 employees dedicated full time to the response with many additional employees assisting on an as needed basis. Public health staff are working on a variety of tasks from epidemiology (which includes data management, case investigation, contact tracing, and outbreak investigations), PPE Distribution, Partner Coordination, SPOC operations, and ensuring our regulated facilities are operating according to the newest executive order. In addition to our workforce, NCHD has assistance from 3 National Guardsman for courier support and have recieved 7 temporary staff from the state office that are assisting with Epidemiology and SPOC operations.

159  
Public Health  
Responders

## Personal Protective Equipment Supply Distribution

The information in this portion of the report is accurate as of 5/1/2020 at 8AM. PPE has been an essential element for the safe response to COVID-19. Inventory stockpiled at the local, district, and regional Public Health, Healthcare Coalition, and EMA level, along with State Department of Public Health and GEMA levels, Federal supplies from CDC and HHS/ASPR Strategic National Stockpile, and FEMA acquired materials are all being pushed out to public health, healthcare, public safety, and critical infrastructure organizations and facilities. Items such as N95 masks, surgical masks, gowns, gloves, face shields, hand sanitizer, thermometers and other supplies are received as orders through either the Department of Public Health or County EMA resource request process, assessed and allocated at the State RSS warehouse, and ultimately shipped to and picked up from the District Public Health team. Allocations are shipped three times a week.

PPE Type	Distributed To:	
	Healthcare Facilities Total: 214	EMA and Other Partners
N95 Mask	62,548	25,080
Surgical Mask	125,650	23,800
Face Shields	28,231	2,648
Gowns	7,982	355
Gloves	278,440	81,190
Coveralls	11,231	1,600
Shoe Covers	9,555	50
Surgical Caps	1,400	
Thermometers	10	309
Safety Goggles		200
Hand Sanitizer	38,583.056 oz	11,682.8 oz
Disinfectant Cleaner	24 qts	
Body Bags		30



# Specimen Points of Collection (SPOC)

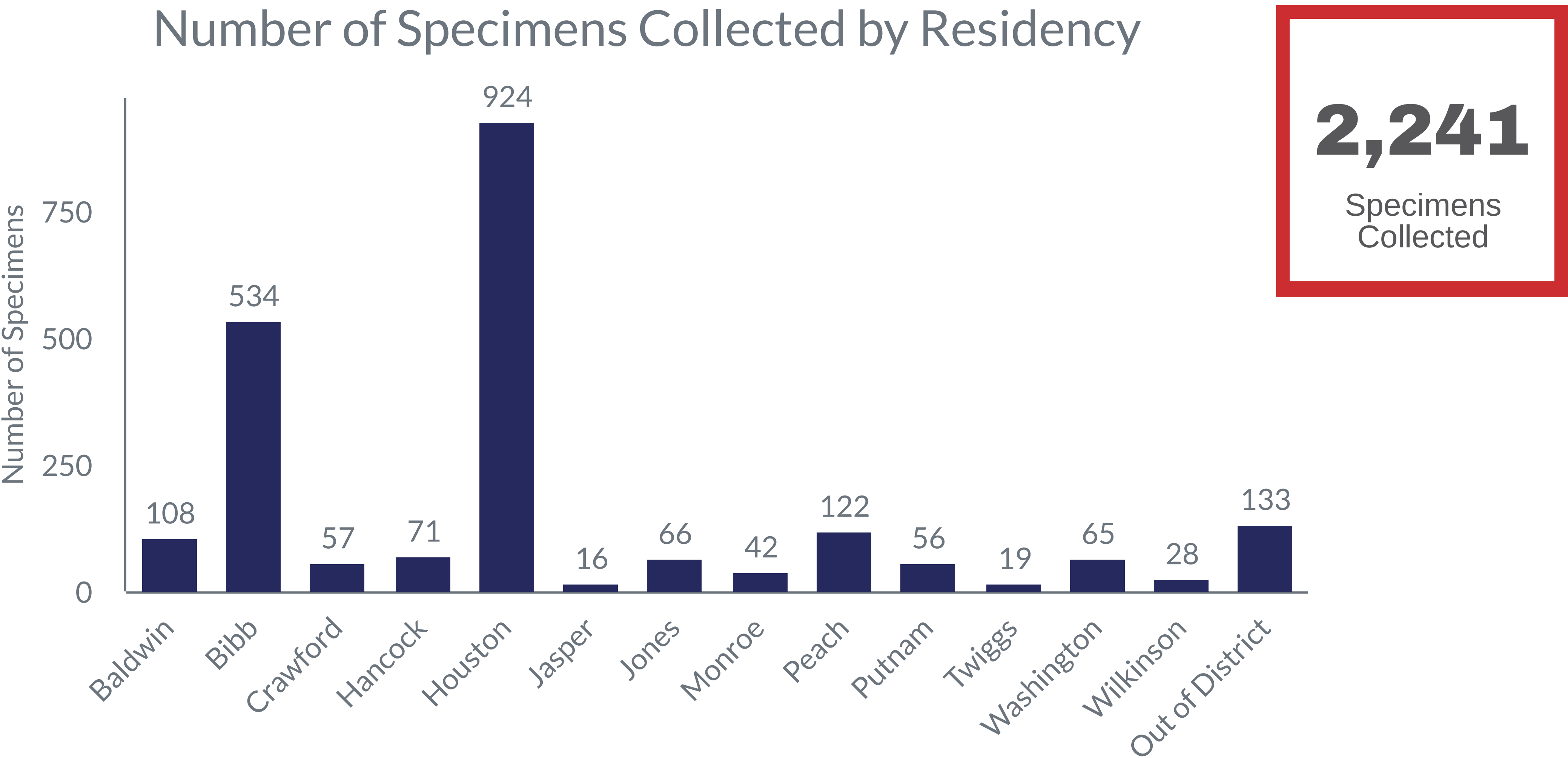
On March 18, 2020, NCHD stood up our first SPOC in Houston County, in the following weeks we expanded to 3 additional locations in Jasper, Jones, and Washington Counties. The activities of these locations were limited in capacity due to state-supplied specimen collection kits. On 4/17/2020, due to an increase in the state's capacity to supply specimen collection kits, we opened our fifth location in Bibb County. On 5/3/2020, we will be expanding testing again. This time to all 13 of our county health departments. Houston and Macon-Bibb County Health Department SPOCs will operate seven days each week while the other 11 county SPOCs will operate on select days of the week, the schedule for the week of May 11, 2020, is below.

Anyone in need of testing through these sites must call the Testing Line at **1-844-987-0099** for screening and referral. SPOC sites are only open to individuals with scheduled appointments.

	County Health Department	Sunday	Monday	Tuesday	Wednesday	Thursday	Friday	Saturday
COVID-19 Testing Open Daily	Houston	1 p.m. - 4 p.m.	8:30 a.m. - 5 p.m.	8:30 a.m. - 5 p.m.	8:30 a.m. - 5 p.m.	8:30 a.m. - 5 p.m.	8:30 a.m. - 5 p.m.	9 a.m. - 3 p.m.
	Macon-Bibb	1 p.m. - 4 p.m.	8:30 a.m. - 5 p.m.	8:30 a.m. - 5 p.m.	8:30 a.m. - 5 p.m.	8:30 a.m. - 5 p.m.	8:30 a.m. - 5 p.m.	9 a.m. - 3 p.m.
COVID-19 Testing Open Select Days	Baldwin		9 a.m. - 4 p.m.				9 a.m. - 4 p.m.	
	Crawford					9 a.m. - 4 p.m.		
	Hancock				9 a.m. - 4 p.m.			
	Jasper			8:30 a.m. - 5 p.m.			8:30 a.m. - 5 p.m.	
	Jones		8:30 a.m. - 5 p.m.		8:30 a.m. - 5 p.m.		8:30 a.m. - 5 p.m.	
	Monroe				9 a.m. - 4 p.m.			
	Peach				9 a.m. - 4 p.m.			
	Putnam					9 a.m. - 4 p.m.		
	Twiggs			9 a.m. - 4 p.m.				
	Washington		8:30 a.m. - 5 p.m.	8:30 a.m. - 5 p.m.		8:30 a.m. - 5 p.m.		
	Wilkinson					9 a.m. - 4 p.m.		

Below is a summary of the Public Health SPOC activities.

The information in this portion of the report is accurate as of 5/8/2020 at 8AM.



# Epidemiology - Overview

NCHD's Epidemiology Program is responsible for investigating every reported case of laboratory-confirmed of COVID-19. The following information describes the activities of the epidemiology program and provides a description of the current situation with the district.

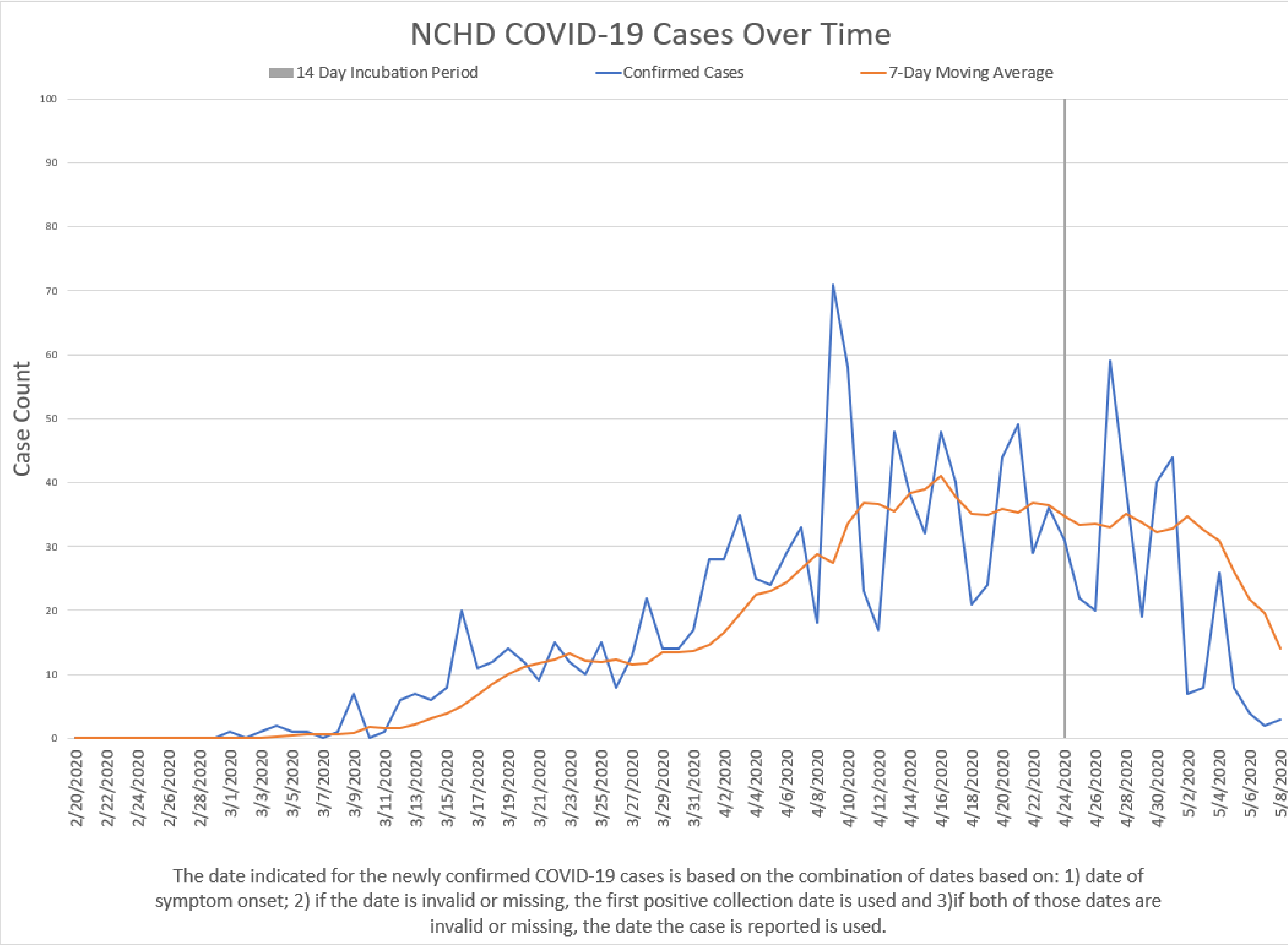
The NCHD Epidemiology program has closed 94% of laboratory-confirmed cases that were reported prior to 5/1/2020.

The information in this portion of the report is accurate as of 5/8/2020 at 5PM.

Total Number of Confirmed and Presumptive	1,388
Median Age (Age Range)	55 (1-100 Years)
Hospitalizations	327 (24%)
Deaths	60 (4.32%)
Deaths Median Age (Age Range)	71 (29-96 Years)
Deaths that were Hospitalized	49 (82%)

County	Total Case	Total Hospitalizations	Total Deaths
Baldwin	271	57	12
Bibb	386	105	15
Crawford	19	4	0
Hancock	120	15	3
Houston	284	82	15
Jasper	26	4	0
Jones	31	4	0
Monroe	34	7	4
Peach	62	16	2
Putnam	54	11	6
Twiggs	8	3	0
Washington	53	5	1
Wilkinson	40	14	2
Total	1388	327	60

\*Based on patient county of residence when known



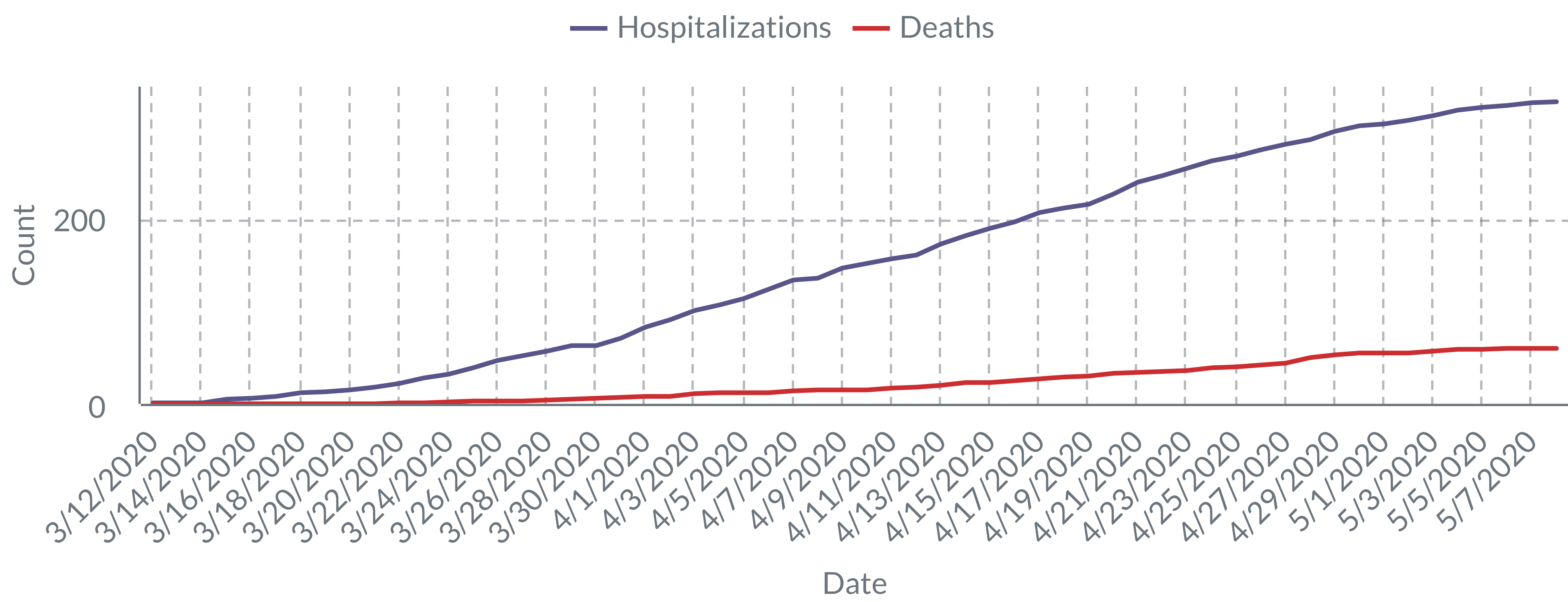
*\* 14-day window – Confirmed cases over the last 14 days may not be accounted for due to illnesses yet to be reported or test results may still be pending.*

**Note -** Data during the reporting period may be incomplete due to the lag in time between when the case was tested and/or reported and submitted to the Georgia DPH for reporting purposes. This delay can vary depending on the testing facility and/or jurisdiction.



# Epidemiology - Overview

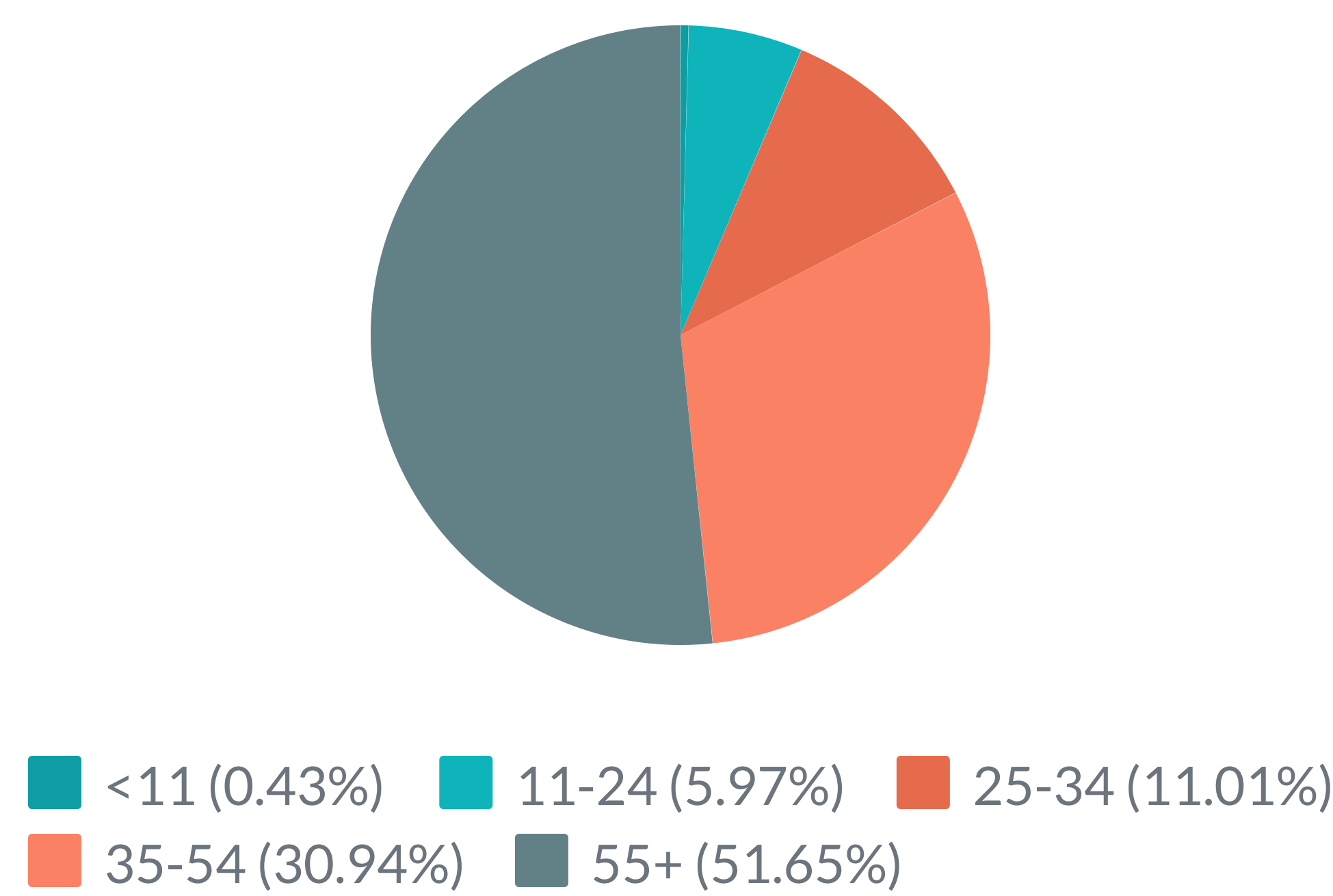
## Hospitalizations and Deaths Over Time



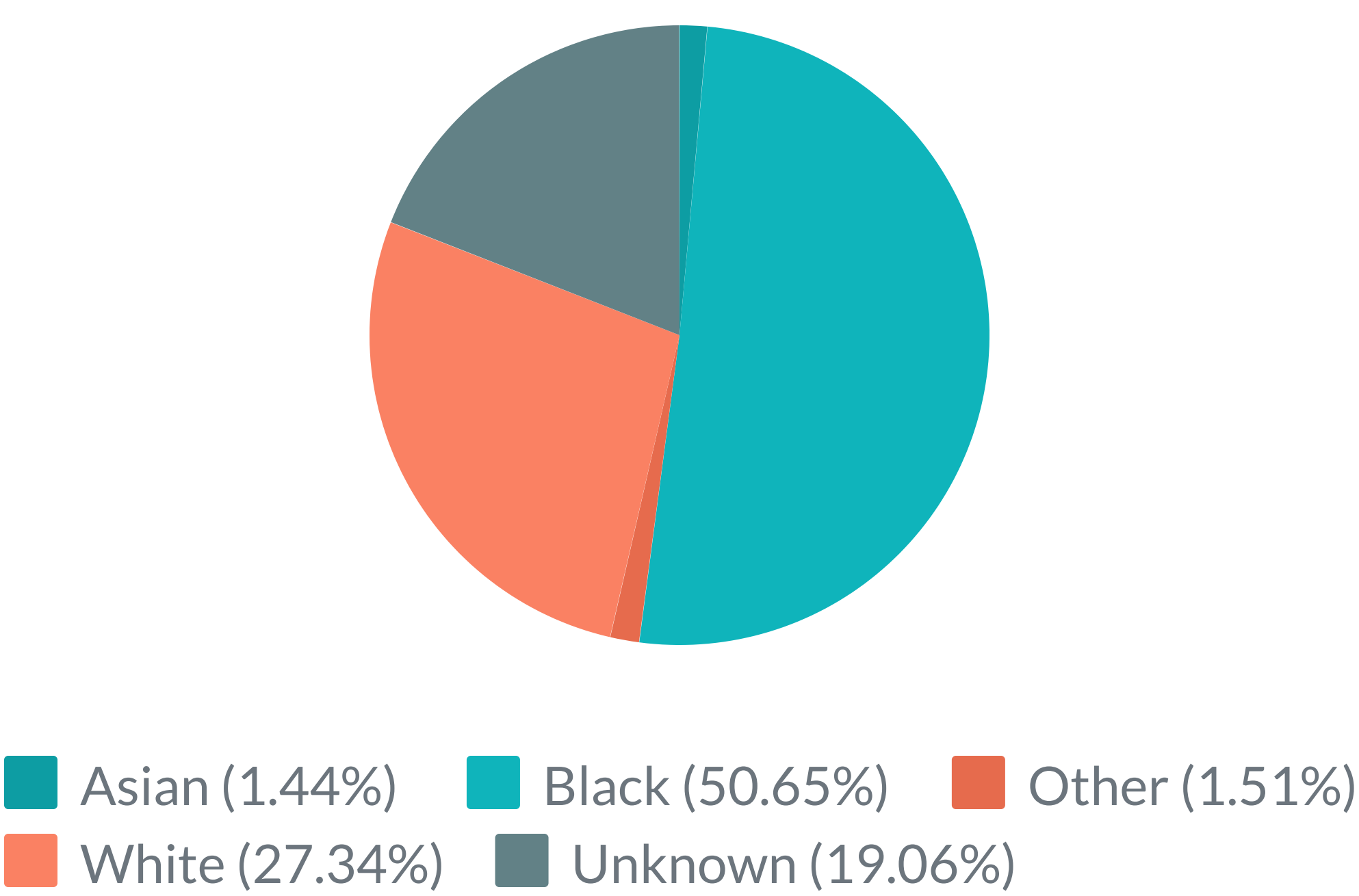
**40% of Hospitalized Cases have been reported as being discharged.**

**38% of Deaths are associated with a congregate setting outbreak.**

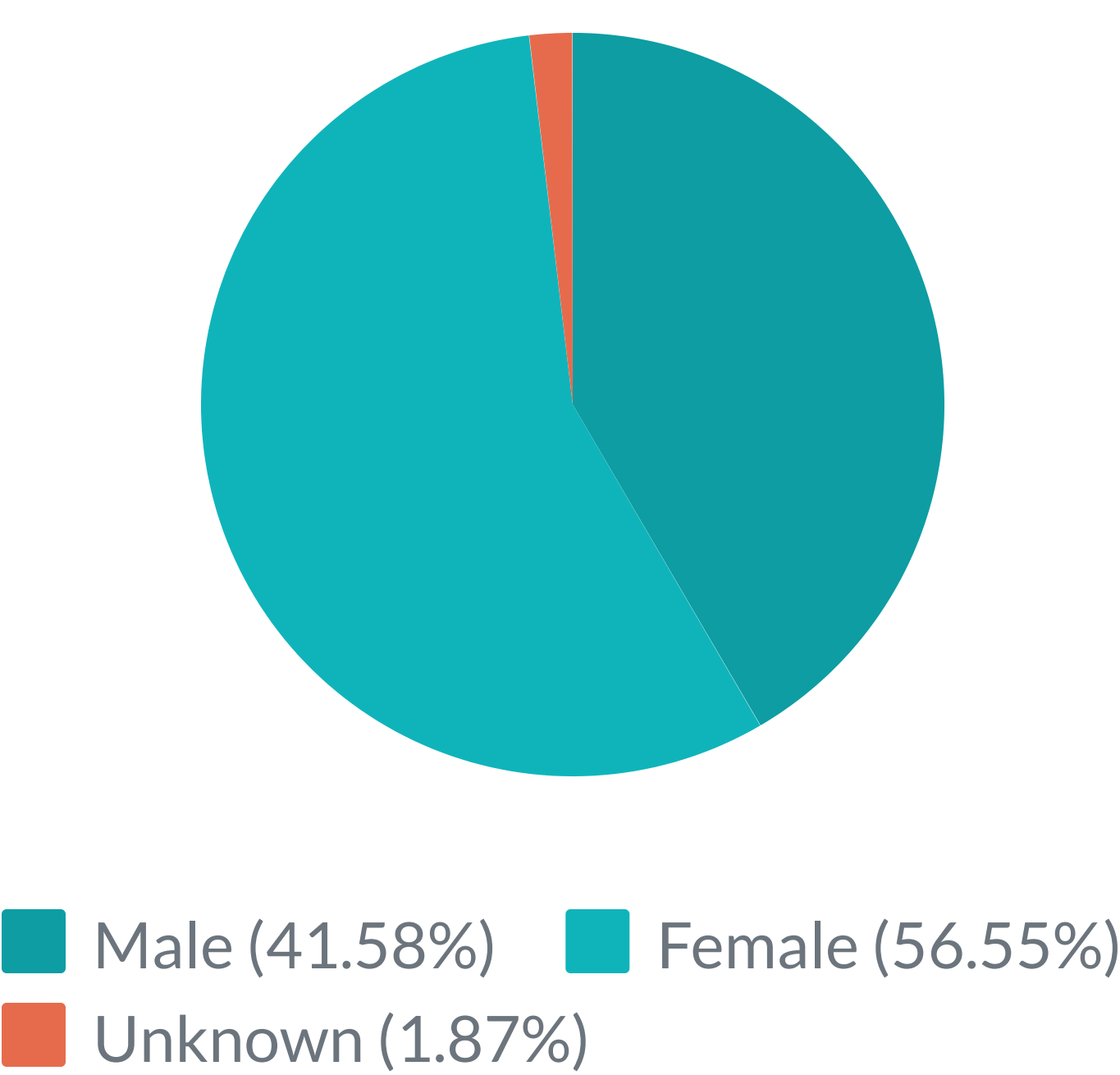
## Age Distribution of Cases



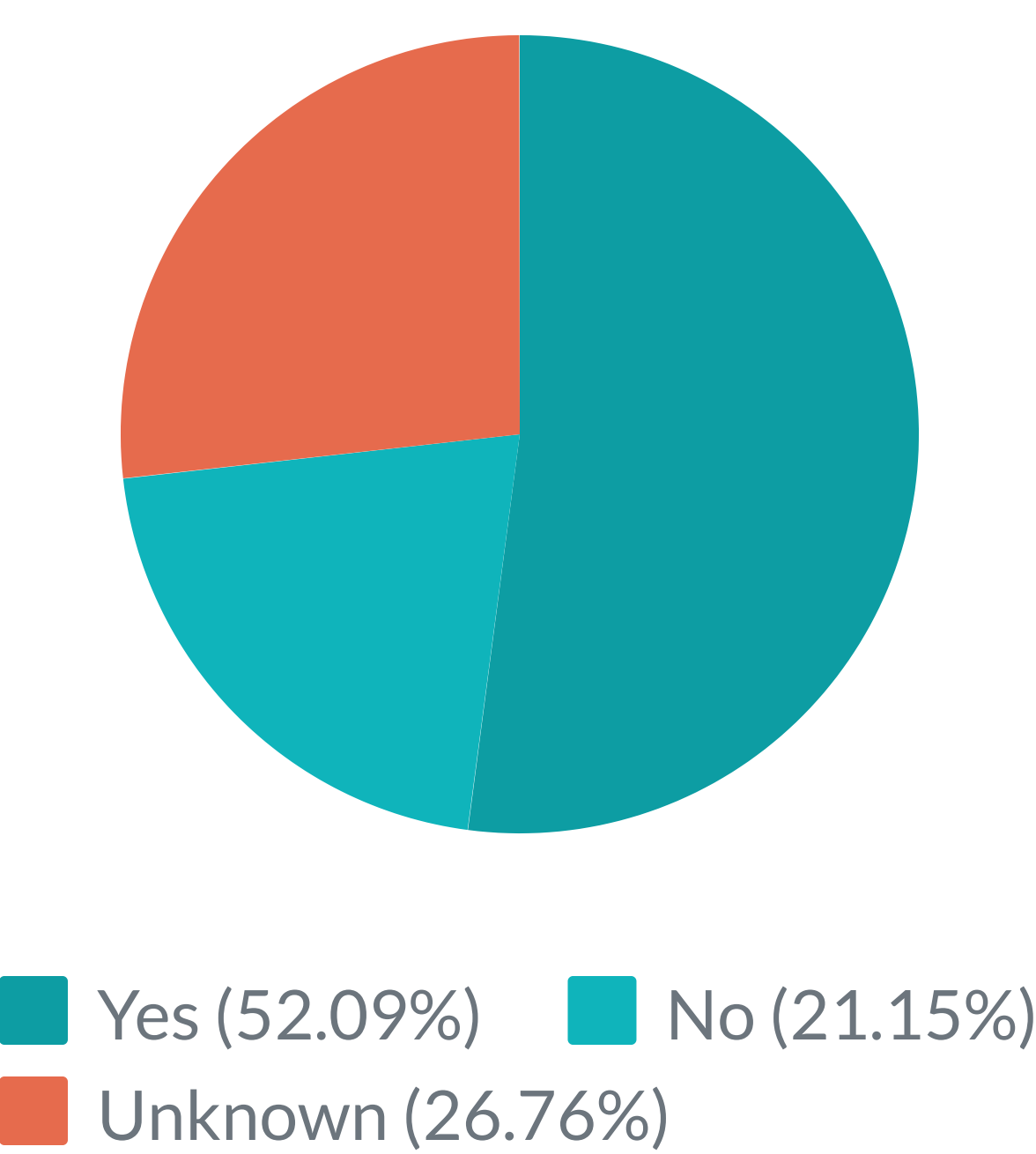
## Race Distribution of Cases



## Gender Distribution of Cases



## Underlying Health Conditions



# Epidemiology - Open Congregate Setting Outbreaks

Any congregate location experiencing a respiratory outbreak is a concern for COVID-19. This includes long-term care facilities, skilled nursing homes, other healthcare settings, jails, churches, schools, businesses etc. A single laboratory-confirmed case in either an employee or resident of a congregate facility that is identified by epidemiology is classified as an outbreak for this response. Due to the reporting, interview, and data analysis processes, there may be delays in reporting cases as an outbreak. The Epidemiology Program is working closely with all partners to ensure data accuracy. The information in this list is accurate as of 5/8/2020 at 12PM.

Facilty Name	County	Number of Reported Cases		Number of Confirmed Hospitalizations	Number of Confirmed Deaths	Investigation Status
		Staff	Resident			
Antebellum Arlington Place	Bibb	11	36	10	2	Ongoing, Infection Prevention Assessment Scheduled, National Guard Cleaning, Mass Testing
Baldwin State Prison	Baldwin	2	11	2	0	Ongoing, Infection Prevention Assessment Complete
Bibb County Jail	Bibb	0	4	0	0	Ongoing, Infection Prevention Assessment Complete
Bostick Nursing Center	Baldwin	8	58	4	2	Ongoing, Infection Prevention Assessment Complete, Mass Testing, National Guard Cleaning
Central State Hospital	Baldwin	65	20	6	2	Ongoing, Infection Prevention Assessment Scheduled, National Guard Cleaning, Mass Testing
Crawford County Jail	Crawford	4	4	0	0	Ongoing, Infection Prevention Assessment Complete, National Guard Resources Requested
Eatonton Health and Rehab	Putnam	1	17	8	5	Ongoing, Infection Prevention Assessment Complete, National Guard Resources Requested
GA War Veterans	Baldwin	3	12	1	3	Ongoing, Infection Prevention Assessment Scheduled, National Guard Cleaning, Mass Testing
Golden Pond Assisted Living	Bibb	2	4	1	0	Ongoing, Infection Prevention Assessment Complete, Mass Testing
HC Detention center	Houston	4	0	0	0	Ongoing, Infection Prevention Assessment Complete, Mass Testing, National Guard Cleaning
McEver Probation Detention Center	Houston	3	2	0	0	Ongoing, Infection Prevention Assessment Complete, National Guard Resources Requested
Oconee Comm Service Board	Baldwin	5	5	1	0	Ongoing, Infection Prevention Assessment Complete, Mass Testing
Peach Detention Center	Peach	3	0	1	0	Ongoing, Infection Prevention Assessment Complete, National Guard Resources Requested
Providence Health and Rehab	Hancock	1	28	0	0	Ongoing, Infection Prevention Assessment, National Guard Cleaning, Mass Testing
Pruitt Eastside	Bibb	1	1	0	0	Ongoing, Infection Prevention Assessment Complete
Pruitt Health Forsyth	Monroe	0	5	0	1	Ongoing, Infection Prevention Assessment Scheduled, National Guard Cleaning, Mass Testing
Pruitt Health Macon	Bibb	19	86	10	6	Ongoing, Infection Prevention Assessment Complete, National Guard Cleaning, Mass Testing
Serenity Personal Care Home	Wilkinson	0	5	3	0	Ongoing, National Guard Resource Requested
Southern Pines	Houston	0	11	1	0	Ongoing, Infection Prevention Assessment Scheduled, National Guard Cleaning, Mass Testing
Sparta Health and Rehab	Hancock	13	26	3	1	Ongoing, Infection Prevention Assessment Complete, National Guard Cleaning, Mass Testing
Zebulon Park Health and Rehab	Bibb	1	2	3	1	Ongoing, Infection Prevention Assessment Complete, National Guard Cleaning

\*Allocation of National Guard resources are not coordinated with local public health. It is possible for a facility to have had these resources allocated without the knowledge of public health. Starting on 4/23/2020, NCHD Epidemiology incorporated requesting information regarding these resources into their outbreak investigation process and have started submitting requests on the behalf of the facilities as deemed appropriate during the investigation.





# North Central Health District COVID-19 Operational Summary



May 11, 2020

This is an emerging and dynamic situation, therefore our data and recommendations are subject to change. North Central Health District (NCHD) is part of the Georgia Department of Public Health (DPH) and serves individuals residing in 13 Central Georgia counties: Baldwin, Bibb, Crawford, Hancock, Houston, Jasper, Jones, Monroe, Peach, Putnam, Twiggs, Washington, and Wilkinson. This report describes the NCHD operations in response to the COVID-19 pandemic. The purpose of this report is to provide situational awareness to our district partners and community members.

## Workforce

NCHD has a total of 314 employees. Since before the response to COVID-19 started, NCHD staff have been planning and preparing for the response. In January 2020, the Epidemiology and Emergency Preparedness programs began watching the situation closely, educating partners, and monitoring travelers. Today, we have scaled back our normal operations to be able to respond to this even appropriately and have 150 employees dedicated full time to the response with many additional employees assisting on an as-needed basis. Public health staff are working on a variety of tasks from epidemiology (which includes data management, case investigation, contact tracing, and outbreak investigations), PPE Distribution, Partner Coordination, SPOC operations, and ensuring our regulated facilities are operating according to the newest executive order. In addition to our workforce, NCHD has assistance from 3 National Guardsman for Courier support and have received 7 temporary staff from the state office that are assisting with Epidemiology and SPOC operations.

161  
Public Health  
Responders

## Personal Protective Equipment Supply Distribution

The information in this portion of the report is accurate as of 5/11/2020 at 9AM. **Distributed To:**

PPE has been an essential element for the safe response to COVID-19. Inventory stockpiled at the local, district, and regional Public Health, Healthcare Coalition, and EMA level, along with State Department of Public Health and GEMA levels, Federal supplies from CDC and HHS/ASPR Strategic National Stockpile, and FEMA acquired materials are all being pushed out to public health, healthcare, public safety, and critical infrastructure organizations and facilities. Items such as N95 masks, surgical masks, gowns, gloves, face shields, hand sanitizer, thermometers and other supplies are received as orders through either the Department of Public Health or County EMA resource request process, assessed and allocated at the State RSS warehouse, and ultimately shipped to and picked up from the District Public Health team. Allocations are shipped three times a week.

PPE Type	Healthcare Facilities Total: 214	EMA and Other Partners
N95 Mask	65,398	25,080
Surgical Mask	134,450	23,800
Face Shields	29,131	2,648
Gowns	7,982	355
Gloves	300,540	81,190
Coveralls	11,703	1,600
Shoe Covers	9,555	50
Surgical Caps	1,400	
Thermometers	10	309
Safety Goggles	240	200
Hand Sanitizer	41,859 oz	11,683 oz
Disinfectant Cleaner	24 qts	
Body Bags		30



# Specimen Points of Collection (SPOC)

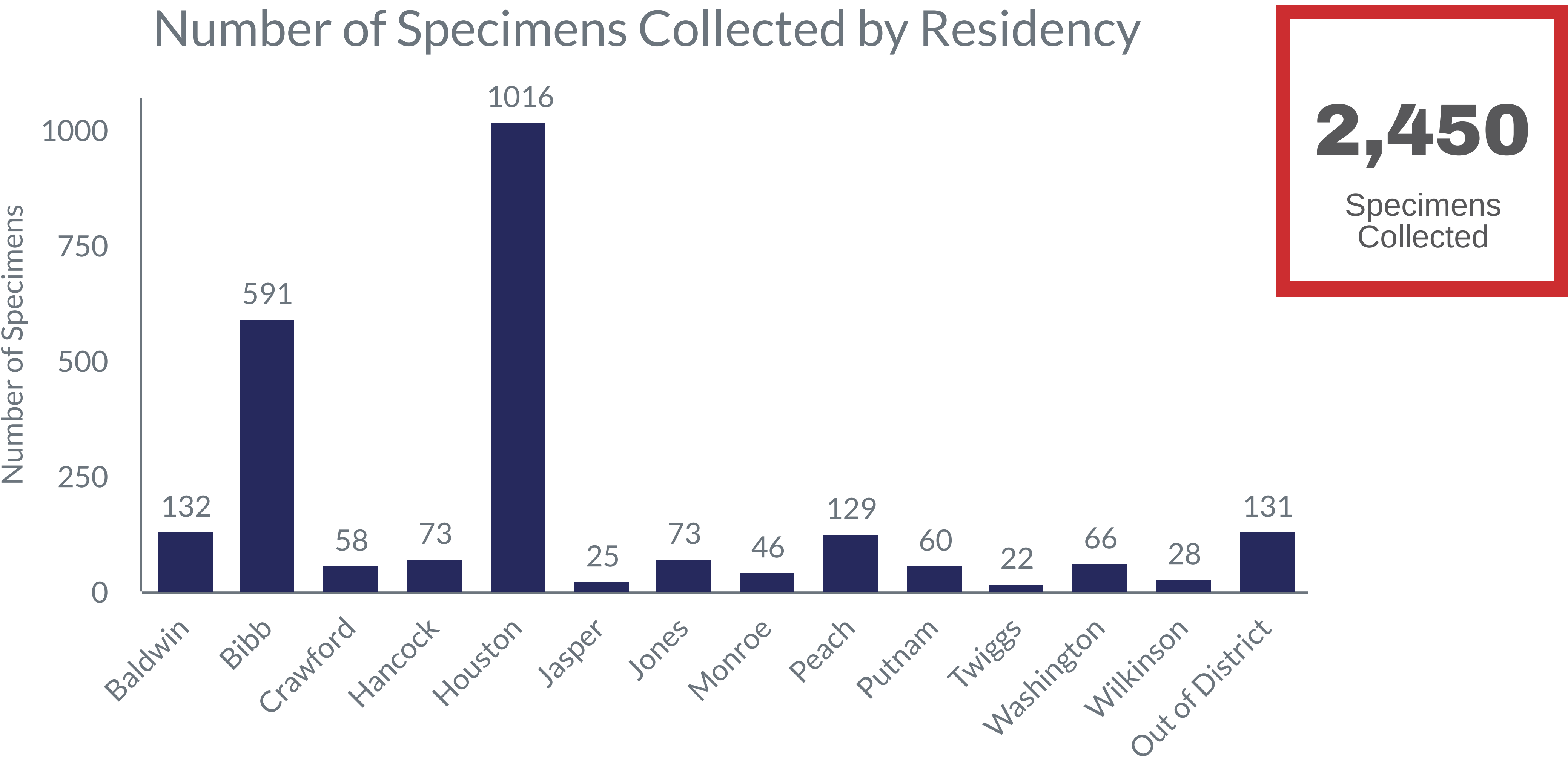
On March 18, 2020, NCHD stood up our first SPOC in Houston County, in the following weeks we expanded to 3 additional locations in Jasper, Jones, and Washington Counties. The activities of these locations were limited in capacity due to state-supplied specimen collection kits. On 4/17/2020, due to an increase in the state's capacity to supply specimen collection kits, we opened our fifth location in Bibb County. On 5/3/2020, we will be expanding testing again. This time to all 13 of our county health departments. Houston and Macon-Bibb County Health Department SPOCs will operate seven days each week while the other 11 county SPOCs will operate on select days of the week, the schedule for the week of May 11, 2020, is below.

Anyone in need of testing through these sites must call the Testing Line at **1-844-987-0099** for screening and referral. SPOC sites are only open to individuals with scheduled appointments.

	County Health Department	Sunday	Monday	Tuesday	Wednesday	Thursday	Friday	Saturday
COVID-19 Testing Open Daily	Houston	1 p.m. - 4 p.m.	8:30 a.m. - 5 p.m.	8:30 a.m. - 5 p.m.	8:30 a.m. - 5 p.m.	8:30 a.m. - 5 p.m.	8:30 a.m. - 5 p.m.	9 a.m. - 3 p.m.
	Macon-Bibb	1 p.m. - 4 p.m.	8:30 a.m. - 5 p.m.	8:30 a.m. - 5 p.m.	8:30 a.m. - 5 p.m.	8:30 a.m. - 5 p.m.	8:30 a.m. - 5 p.m.	9 a.m. - 3 p.m.
COVID-19 Testing Open Select Days	Baldwin		9 a.m. - 4 p.m.				9 a.m. - 4 p.m.	
	Crawford					9 a.m. - 4 p.m.		
	Hancock				9 a.m. - 4 p.m.			
	Jasper			8:30 a.m. - 5 p.m.			8:30 a.m. - 5 p.m.	
	Jones		8:30 a.m. - 5 p.m.		8:30 a.m. - 5 p.m.		8:30 a.m. - 5 p.m.	
	Monroe				9 a.m. - 4 p.m.			
	Peach				9 a.m. - 4 p.m.			
	Putnam					9 a.m. - 4 p.m.		
	Twiggs			9 a.m. - 4 p.m.				
	Washington		8:30 a.m. - 5 p.m.	8:30 a.m. - 5 p.m.		8:30 a.m. - 5 p.m.		
	Wilkinson					9 a.m. - 4 p.m.		

Below is a summary of the Public Health SPOC activities.

The information in this portion of the report is accurate as of 5/11/2020 at 8AM.





# Epidemiology - Overview

NCHD's Epidemiology Program is responsible for investigating every reported case of laboratory-confirmed of COVID-19. The following information describes the activities of the epidemiology program and provides a description of the current situation with the district.

The NCHD Epidemiology program has closed 94% of laboratory-confirmed cases that were reported prior to 5/1/2020.

The information in this portion of the report is accurate as of 5/11/2020 at 8AM.

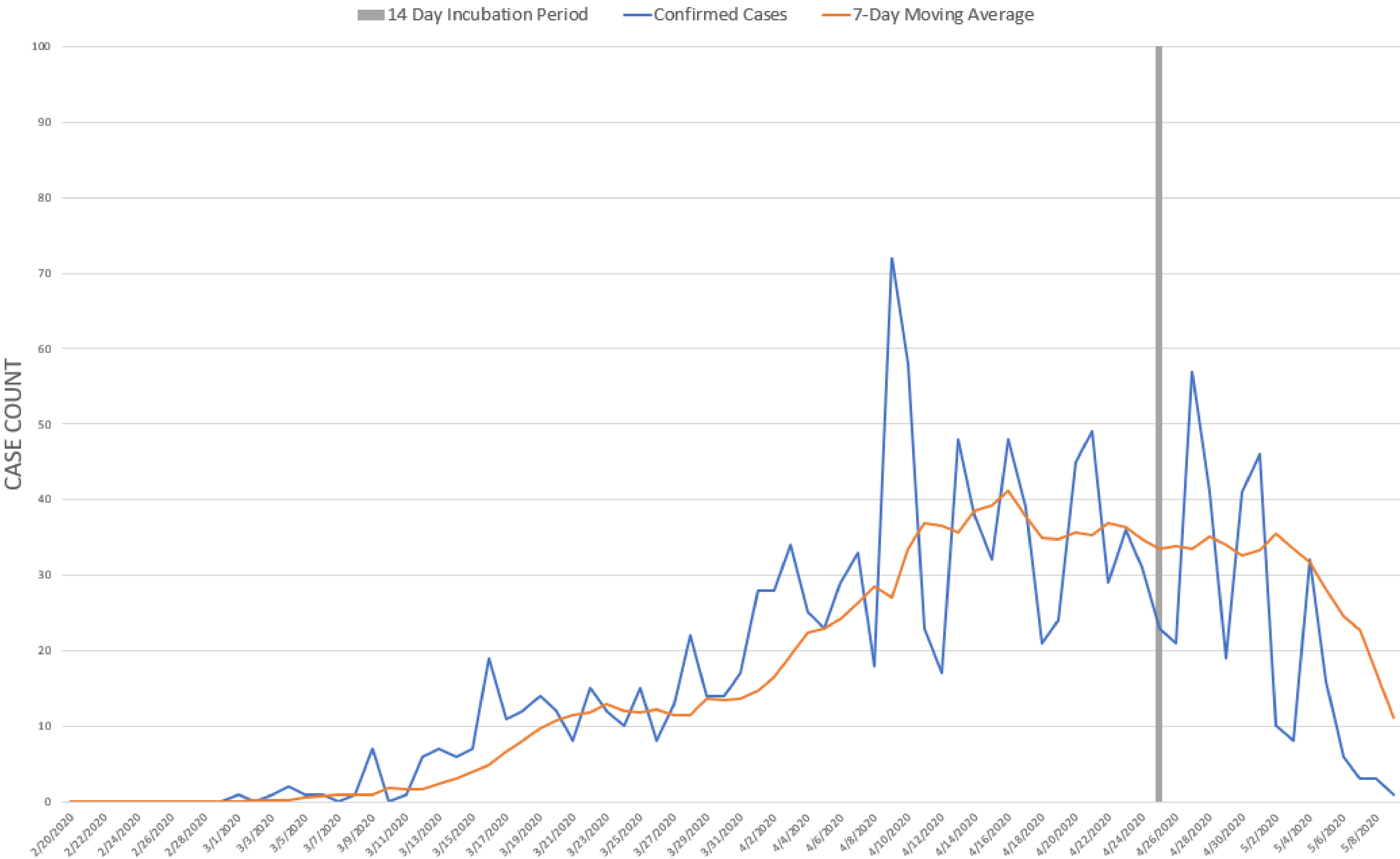
Any reductions in numbers are a result of data error corrections.

Total Number of Confirmed and Presumptive	1,381
Median Age (Age Range)	55 (1-100 Years)
Hospitalizations	325 (23%)
Deaths	60 (4.34%)
Deaths Median Age (Age Range)	71 (29-96 Years)
Deaths that were Hospitalized	51 (85%)

County	Total Case	Total Hospitalizations	Total Deaths
Baldwin	271	56	12
Bibb	369	99	15
Crawford	18	4	0
Hancock	129	15	3
Houston	284	82	15
Jasper	25	4	0
Jones	30	4	0
Monroe	34	7	4
Peach	62	16	2
Putnam	55	12	6
Twiggs	8	3	0
Washington	56	5	1
Wilkinson	40	13	2
Total	1381	320	60

\*Based on patient county of residence when known

## NCHD COVID-19 CASES OVER TIME

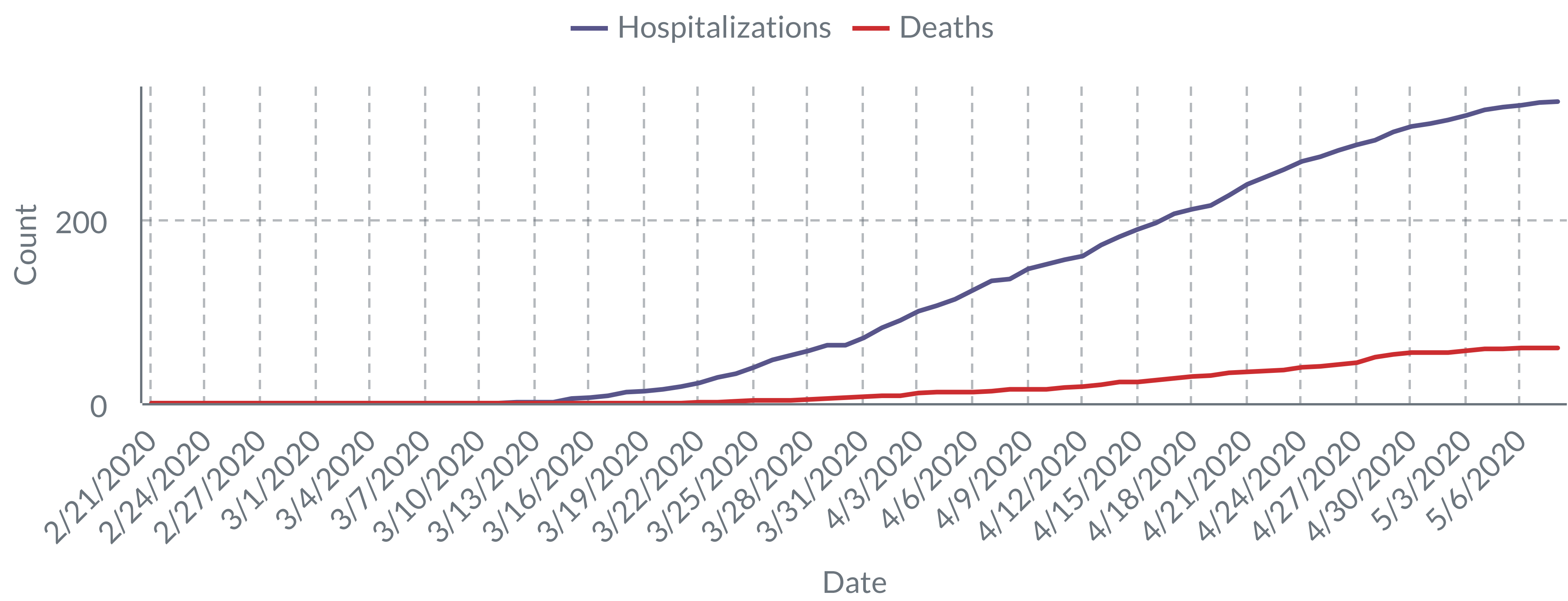


*\* 14-day window – Confirmed cases over the last 14 days may not be accounted for due to illnesses yet to be reported or test results may still be pending.*

**Note -** Data during the reporting period may be incomplete due to the lag in time between when the case was tested and/or reported and submitted to the Georgia DPH for reporting purposes. This delay can vary depending on the testing facility and/or jurisdiction.

# Epidemiology - Overview

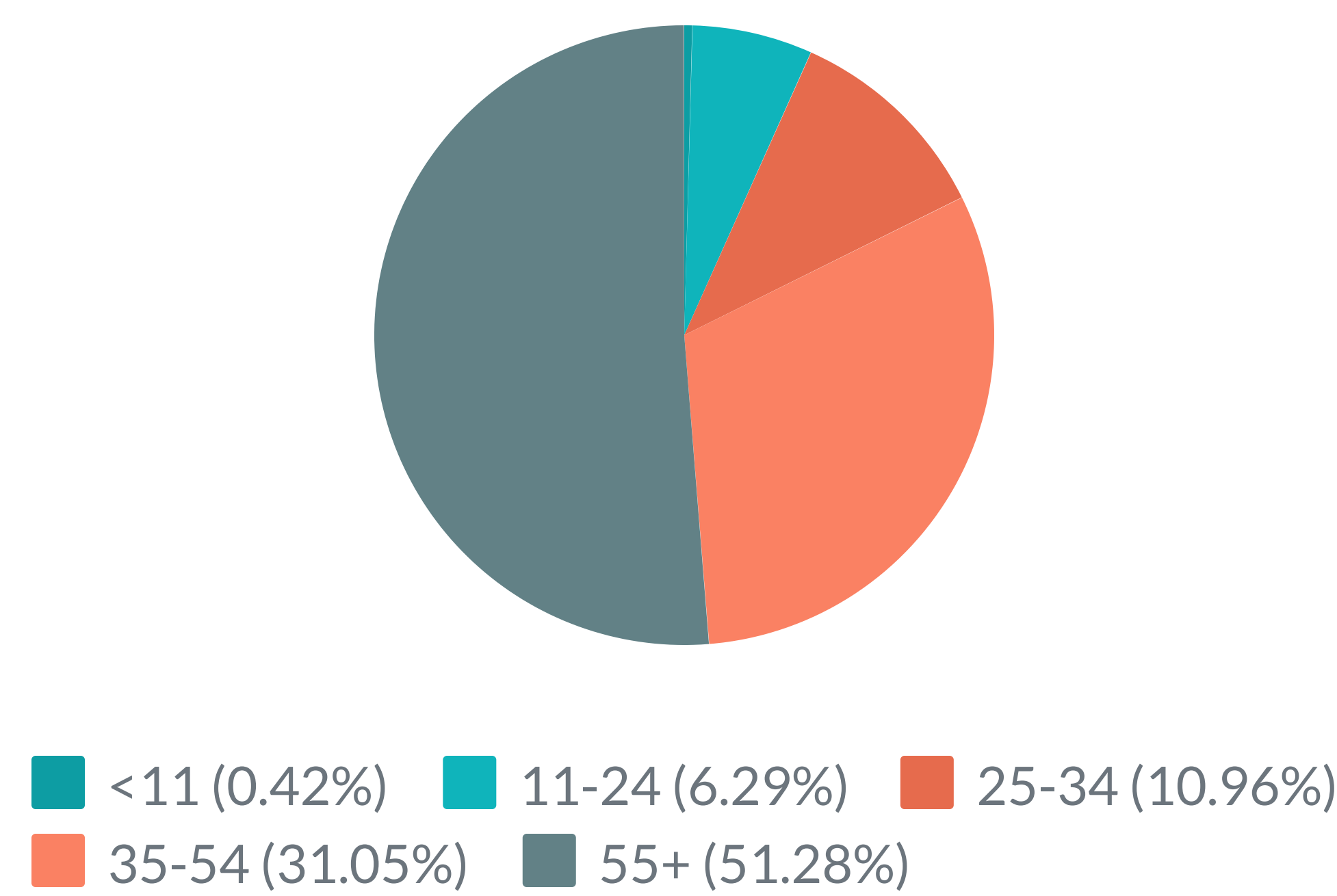
## Hospitalizations and Deaths Over Time



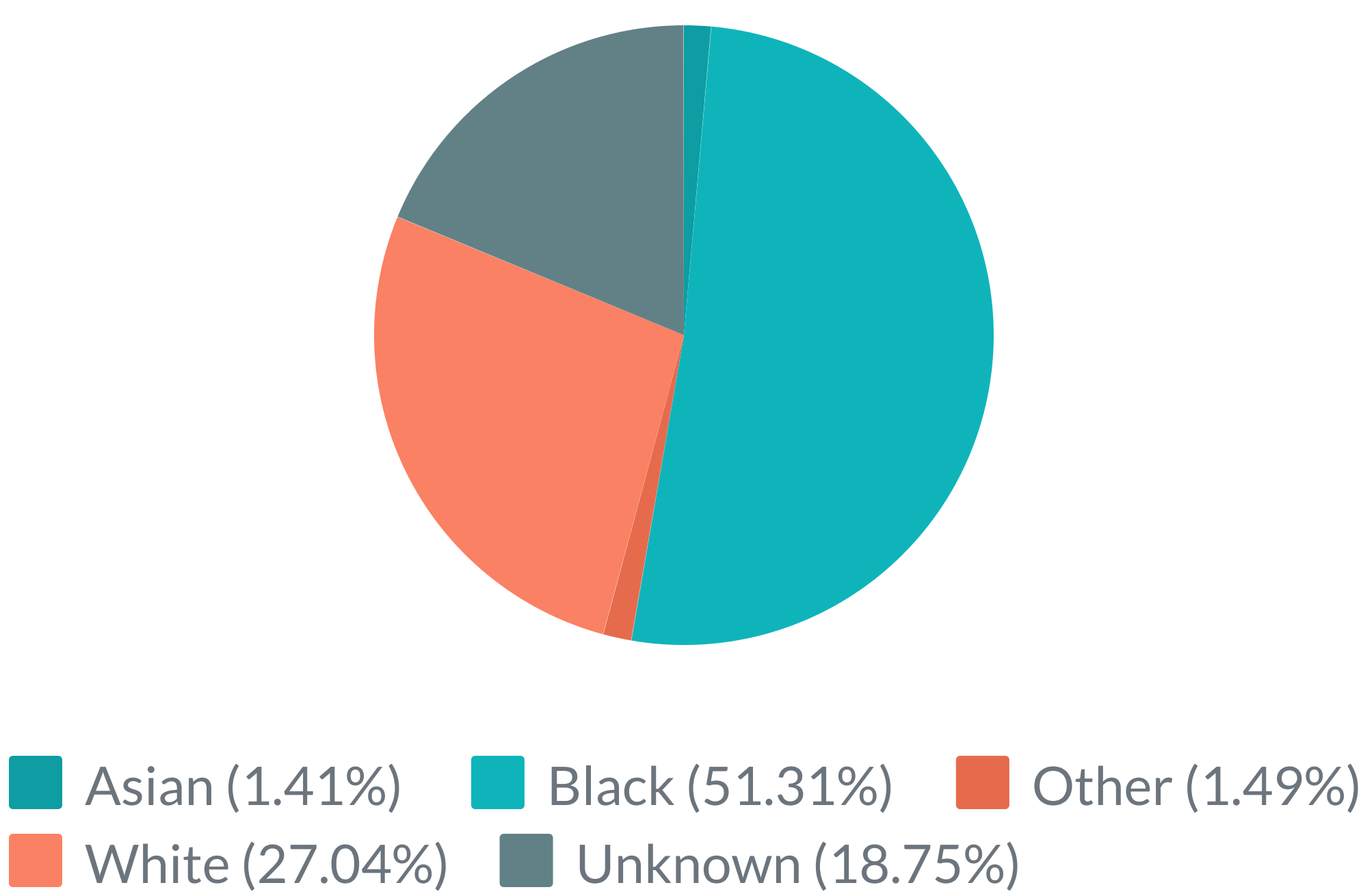
**40% of Hospitalized Cases have been reported as being discharged.**

**38% of Deaths are associated with a congregate setting outbreak.**

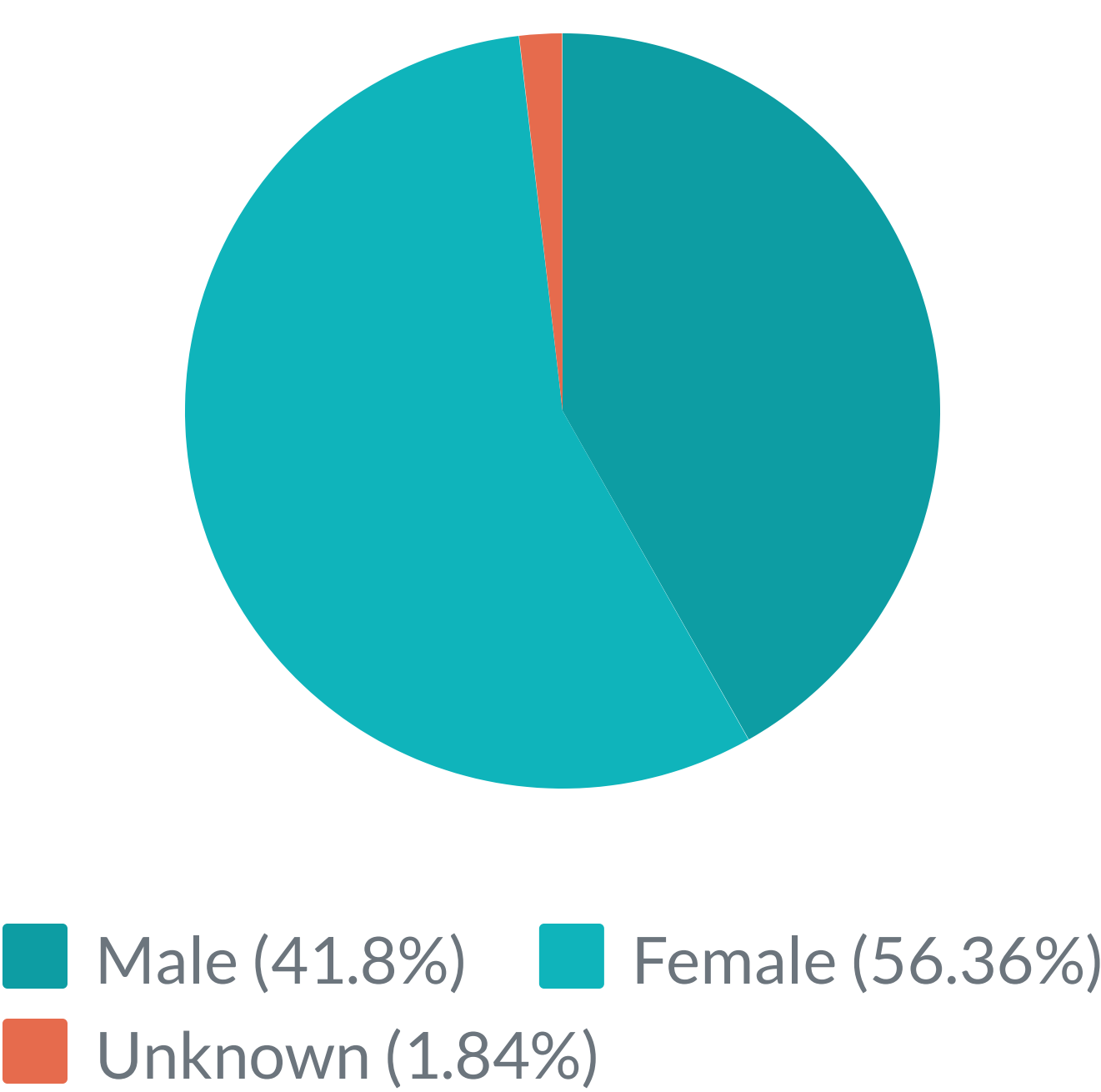
## Age Distribution of Cases



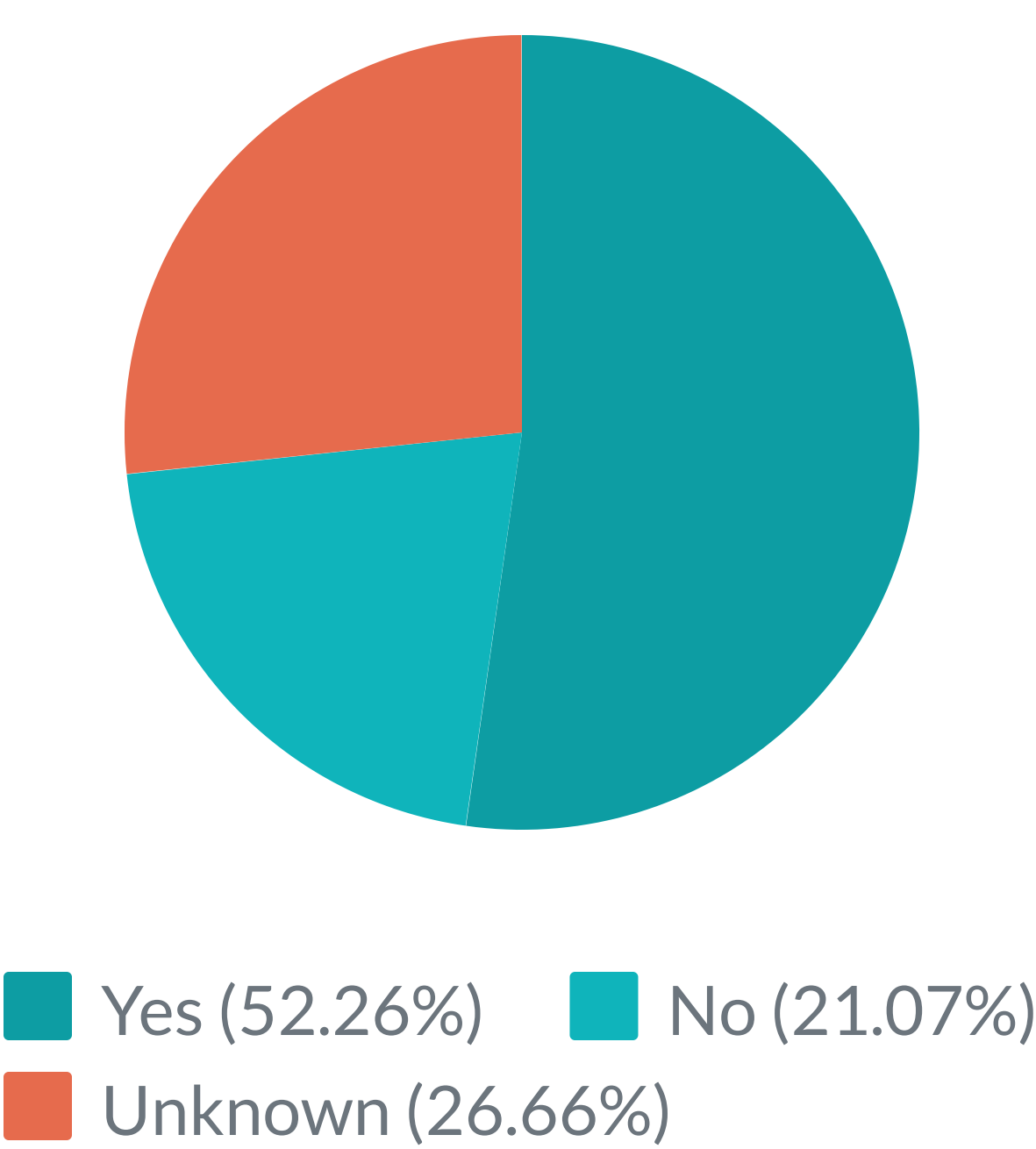
## Race Distribution of Cases



## Gender Distribution of Cases



## Underlying Health Conditions





# Epidemiology - Open Congregate Setting Outbreaks

Any congregate location experiencing a respiratory outbreak is a concern for COVID-19. This includes long-term care facilities, skilled nursing homes, other healthcare settings, jails, churches, schools, businesses etc. A single laboratory-confirmed case in either an employee or resident of a congregate facility that is identified by epidemiology is classified as an outbreak for this response. Due to the reporting, interview, and data analysis processes, there may be delays in reporting cases as an outbreak. The Epidemiology Program is working closely with all partners to ensure data accuracy. The information in this list is accurate as of 5/11/2020 at 12PM.

Facilty Name	County	Number of Reported Cases		Number of Confirmed Hospitalizations	Number of Confirmed Deaths	Investigation Status
		Staff	Resident			
Antebellum Arlington Place	Bibb	11	37	10	2	Ongoing, Infection Prevention Assessment Scheduled, National Guard Cleaning, Mass Testing
Baldwin State Prison	Baldwin	2	11	2	0	Ongoing, Infection Prevention Assessment Complete
Bibb County Jail	Bibb	0	4	0	0	Ongoing, Infection Prevention Assessment Complete
Bolingreen Health and Rehab	Monroe	1	1	0	0	Ongoing, Infection Prevention Assessment Scheduled, National Guard Cleaning, Mass Testing
Bostick Nursing Center	Baldwin	8	58	4	2	Ongoing, Infection Prevention Assessment Complete, Mass Testing, National Guard Cleaning
Central State Hospital	Baldwin	65	20	6	2	Ongoing, Infection Prevention Assessment Scheduled, National Guard Cleaning, Mass Testing
Crawford County Jail	Crawford	4	4	0	0	Ongoing, Infection Prevention Assessment Complete, National Guard Resources Requested
Eatonton Health and Rehab	Putnam	1	18	8	5	Ongoing, Infection Prevention Assessment Complete, National Guard Resources Requested
GA War Veterans	Baldwin	3	13	2	3	Ongoing, Infection Prevention Assessment Scheduled, National Guard Cleaning, Mass Testing
Golden Pond Assisted Living	Bibb	2	4	1	0	Ongoing, Infection Prevention Assessment Complete, Mass Testing
Hancock State Prison	Hancock	7	0	0	0	Ongoing, Infection Prevention Assessment Complete
HC Detention center	Houston	4	0	0	0	Ongoing, Infection Prevention Assessment Complete, Mass Testing, National Guard Cleaning
McEver Probation Detention Center	Houston	3	2	0	0	Ongoing, Infection Prevention Assessment Complete, National Guard Resources Requested
Oconee Comm Service Board	Baldwin	5	5	1	0	Ongoing, Infection Prevention Assessment Complete, Mass Testing
Peach Detention Center	Peach	3	0	1	0	Ongoing, Infection Prevention Assessment Complete, National Guard Resources Requested
Providence Health and Rehab	Hancock	1	28	0	0	Ongoing, Infection Prevention Assessment, National Guard Cleaning, Mass Testing
Pruitt Eastside	Bibb	1	1	0	0	Ongoing, Infection Prevention Assessment Complete
Pruitt Health Forsyth	Monroe	1	1	1	1	Ongoing, Infection Prevention Assessment Scheduled, National Guard Cleaning, Mass Testing
Pruitt Health Macon	Bibb	19	86	10	6	Ongoing, Infection Prevention Assessment Complete, National Guard Cleaning, Mass Testing
Serenity Personal Care Home	Wilkinson	0	5	3	0	Ongoing, National Guard Resource Requested
Southern Pines	Houston	0	11	1	0	Ongoing, Infection Prevention Assessment Scheduled, National Guard Cleaning, Mass Testing
Sparta Health and Rehab	Hancock	13	26	3	1	Ongoing, Infection Prevention Assessment Complete, National Guard Cleaning, Mass Testing
Virginia Gardens	Peach	0	2	2	0	Ongoing, Infection Prevention Assessment Scheduled, Mass Testing
Washington County Extended Care	Washington	3	2	0	0	Ongoing, Infection Prevention Assessment Scheduled, National Guard Cleaning, Mass Testing
Zebulon Park Health and Rehab	Bibb	1	2	3	1	Ongoing, Infection Prevention Assessment Complete, National Guard Cleaning

\*Allocation of National Guard resources are not coordinated with local public health. It is possible for a facility to have had these resources allocated without the knowledge of public health. Starting on 4/23/2020, NCHD Epidemiology incorporated requesting information regarding these resources into their outbreak investigation process and have started submitting requests on the behalf of the facilities as deemed appropriate during the investigation.



# North Central Health District COVID-19 Operational Summary



May 18, 2020

This is an emerging and dynamic situation, therefore our data and recommendations are subject to change. North Central Health District (NCHD) is part of the Georgia Department of Public Health (DPH) and serves individuals residing in 13 Central Georgia counties: Baldwin, Bibb, Crawford, Hancock, Houston, Jasper, Jones, Monroe, Peach, Putnam, Twiggs, Washington, and Wilkinson. This report describes the NCHD operations in response to the COVID-19 pandemic. The purpose of this report is to provide situational awareness to our district partners and community members.

## Workforce

NCHD has a total of 314 employees. Since before the response to COVID-19 started, NCHD staff have been planning and preparing for the response. In January 2020, the Epidemiology and Emergency Preparedness programs began watching the situation closely, educating partners, and monitoring travelers. Today, we have scaled back our normal operations to be able to respond to this even appropriately and have 150 employees dedicated full time to the response with many additional employees assisting on an as-needed basis. Public health staff are working on a variety of tasks from epidemiology (which includes data management, case investigation, contact tracing, and outbreak investigations), PPE Distribution, Partner Coordination, SPOC operations, and ensuring our regulated facilities are operating according to the newest executive order. In addition to our workforce, NCHD has assistance from 3 National Guardsman for Courier support and have received 7 temporary staff from the state office that are assisting with Epidemiology and SPOC operations.

163  
Public Health  
Responders

## Personal Protective Equipment Supply Distribution

The information in this portion of the report is accurate as of 5/11/2020 at 9AM. **Distributed To:**

PPE has been an essential element for the safe response to COVID-19. Inventory stockpiled at the local, district, and regional Public Health, Healthcare Coalition, and EMA level, along with State Department of Public Health and GEMA levels, Federal supplies from CDC and HHS/ASPR Strategic National Stockpile, and FEMA acquired materials are all being pushed out to public health, healthcare, public safety, and critical infrastructure organizations and facilities. Items such as N95 masks, surgical masks, gowns, gloves, face shields, hand sanitizer, thermometers and other supplies are received as orders through either the Department of Public Health or County EMA resource request process, assessed and allocated at the State RSS warehouse, and ultimately shipped to and picked up from the District Public Health team. Allocations are shipped three times a week.

PPE Type	Healthcare Facilities Total: 222	EMA and Other Partners
N95 Mask	79,528	25,580
Surgical Mask	170,550	26,800
Face Shields	32,819	3,048
Gowns	9,334	355
Gloves	364,540	90,190
Coveralls	13,395	2,104
Shoe Covers	9,555	50
Surgical Caps	1,400	
Thermometers	10	309
Safety Goggles	240	500
Hand Sanitizer	51,658 oz	12,388 oz
Disinfectant Cleaner	24 qts	
Body Bags		30



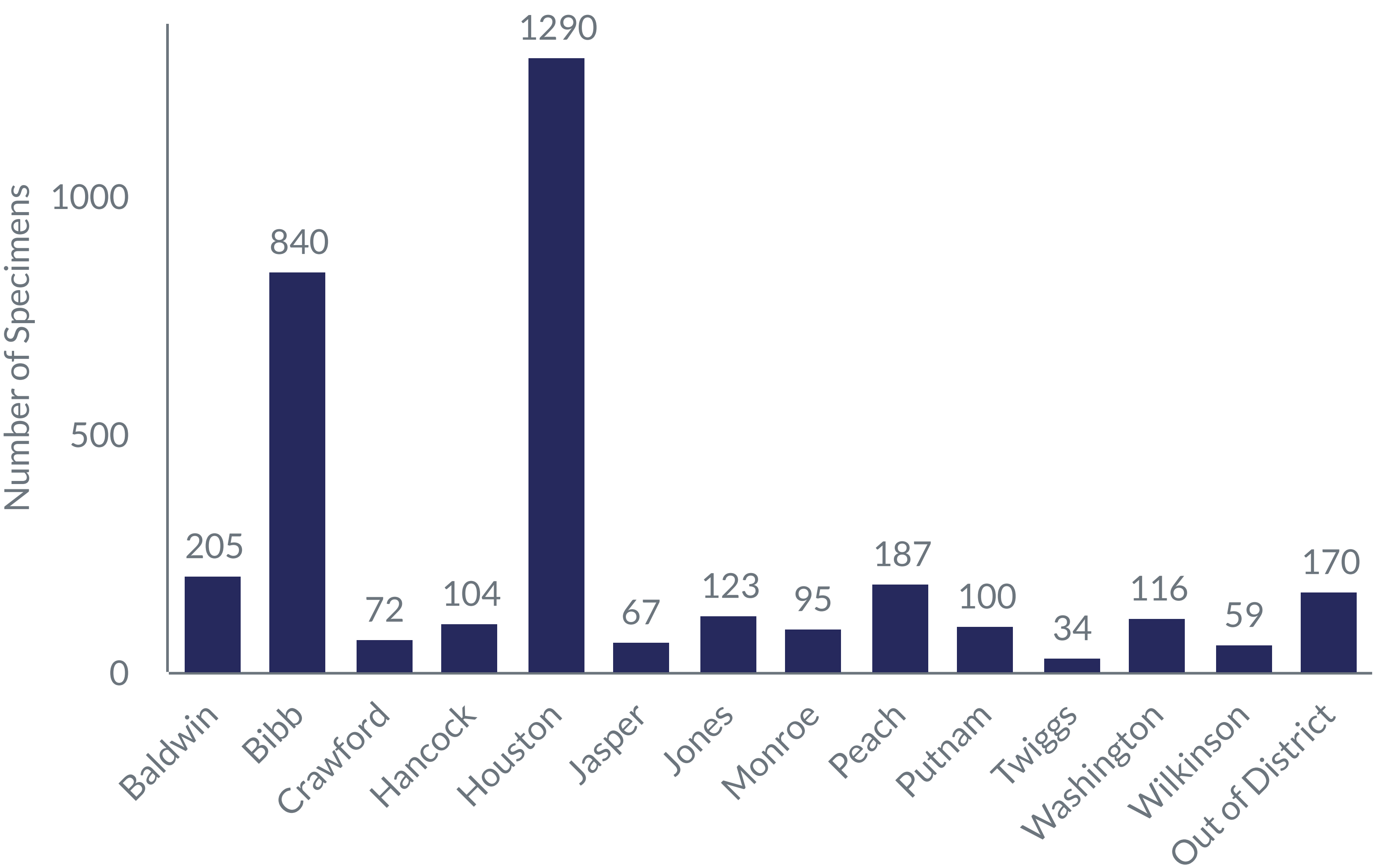
# Specimen Points of Collection (SPOC)

On March 18, 2020, NCHD stood up our first SPOC in Houston County, in the following weeks we expanded to 3 additional locations in Jasper, Jones, and Washington Counties. The activities of these locations were limited in capacity due to state-supplied specimen collection kits. On 4/17/2020, due to an increase in the state's capacity to supply specimen collection kits, we opened our fifth location in Bibb County. On 5/3/2020, we will be expanding testing again, this time to all 13 of our county health departments. Houston and Macon-Bibb County Health Department SPOCs will operate seven days each week while the other 11 county SPOCs will operate on select days of the week.

Below is a summary of the Public Health SPOC activities.

The information in this portion of the report is accurate as of 5/17/2020 at 4PM.

## Number of Specimens Collected by Residency



3,462

Specimens Collected

4.2 minutes is the average time spent per patient for specimen collection.

County	Amount of Labs Pending (%)	Positivity Rate (%)	Collected by 5/17/2020	Collected by 5/11/2020	Percent Change
BALDWIN	51%	16%	205	132	55%
BIBB	36%	7%	840	591	42%
CRAWFORD	24%	7%	72	58	24%
HANCOCK	37%	32%	104	73	42%
HOUSTON	23%	9%	1290	1016	27%
JASPER	63%	4%	67	25	168%
JONES	54%	5%	123	73	68%
MONROE	55%	7%	95	46	107%
PEACH	32%	12%	187	129	45%
PUTNAM	45%	15%	100	60	67%
TWIGGS	44%	0%	34	22	55%
WASHINGTON	45%	14%	116	66	76%
WILKINSON	58%	24%	59	28	111%
Out of District	26%	10%	170	131	30%
TOTAL	34%	10%	3462	2450	41%

This data only reflects specimens collected from our public health points of collection.

# Epidemiology - Overview

NCHD's Epidemiology Program is responsible for investigating every reported case of laboratory-confirmed of COVID-19. The following information describes the activities of the epidemiology program and provides a description of the current situation with the district.

The NCHD Epidemiology program has closed 95% of laboratory-confirmed cases that were reported prior to 5/1/2020.

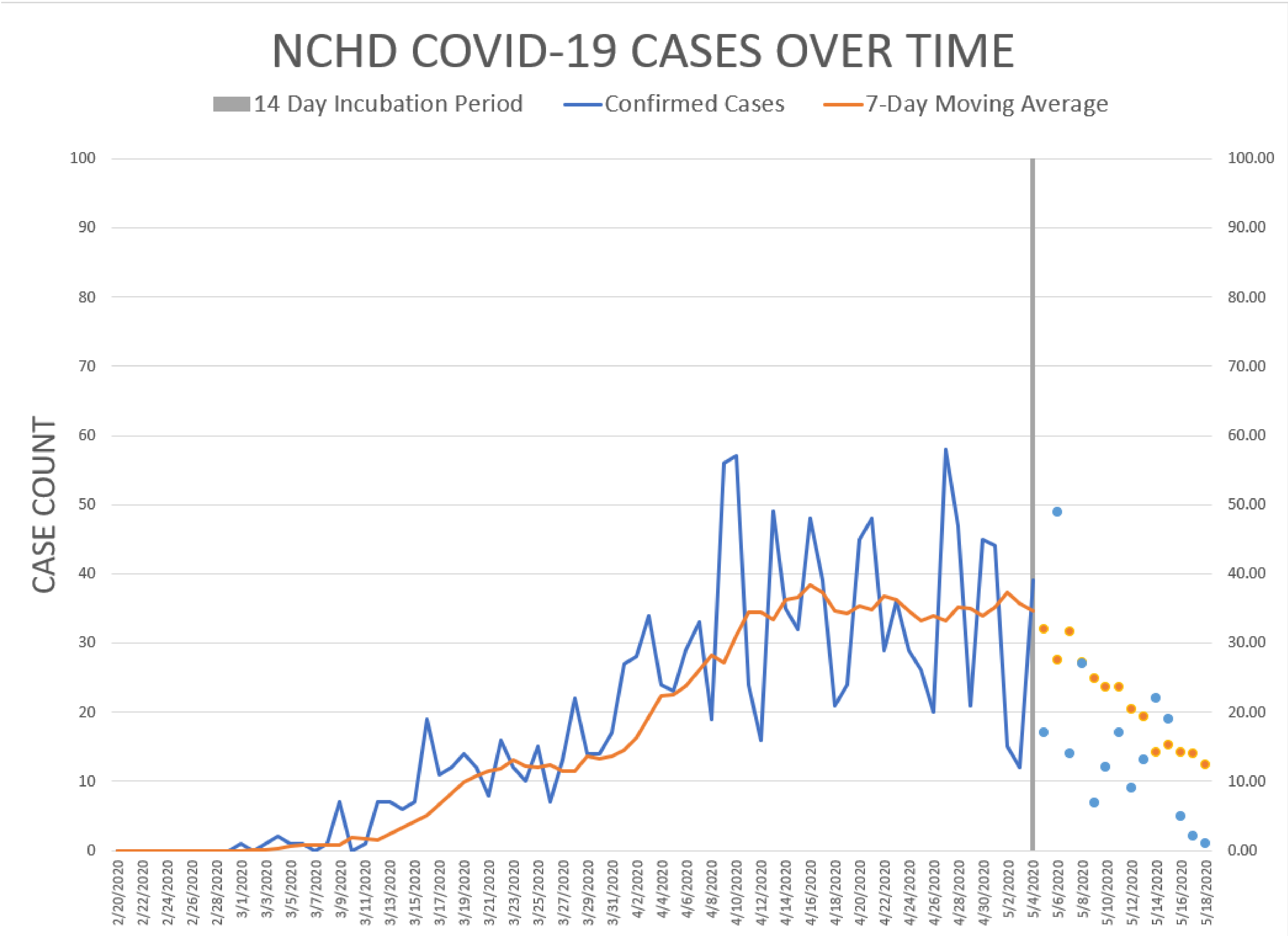
The information in this portion of the report is accurate as of 5/18/2020 at 2PM.

Any reductions in numbers are a result of data error corrections.

Total Number of Confirmed and Presumptive	1,603
Median Age (Age Range)	55 (1-100 Years)
Hospitalizations	363 (23%)
Deaths	72 (4.48%)
Deaths Median Age (Age Range)	72 (29-97 Years)
Deaths that were Hospitalized	59 (82%)

County	Total Case	Total Hospitalizations	Total Deaths
Baldwin	290	60	14
Bibb	397	114	17
Crawford	19	4	0
Hancock	160	24	5
Houston	317	87	16
Jasper	26	4	0
Jones	30	4	0
Monroe	95	12	7
Peach	70	17	2
Putnam	79	13	7
Twiggs	9	3	0
Washington	66	6	1
Wilkinson	45	15	3
Total	1604	363	72

\*Based on patient county of residence when known



The date indicated for the newly confirmed COVID-19 cases is based on the combination of dates based on: 1)date of symptom onset; 2)if the date is invalid or missing, the first postive collection date is used and 3) if bof of those dates are invalid or missing, the date the case is reported is used.

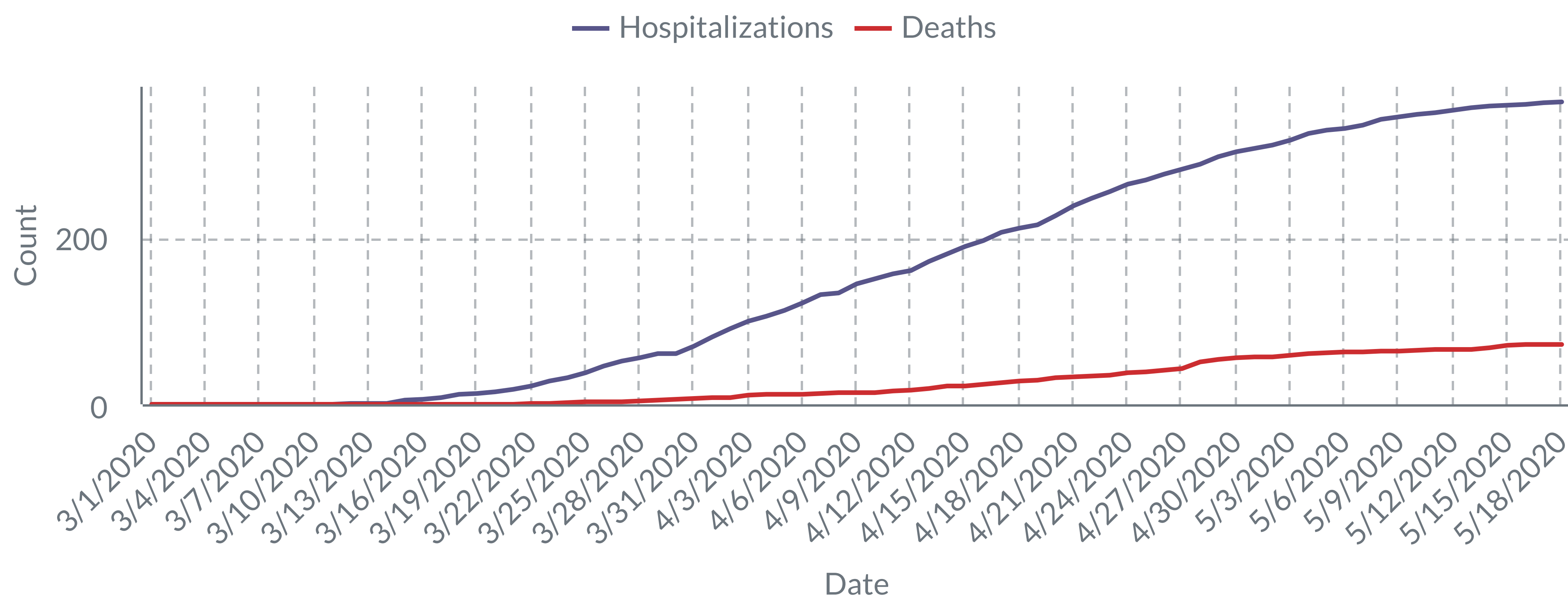
\* 14-day window – Confirmed cases over the last 14 days may not be accounted for due to illnesses yet to be reported or test results may still be pending.

**Note** - Data during the reporting period may be incomplete due to the lag in time between when the case was tested and/or reported and submitted to the Georgia DPH for reporting purposes. This delay can vary depending on the testing facility and/or jurisdiction.



# Epidemiology - Overview

## Hospitalizations and Deaths Over Time



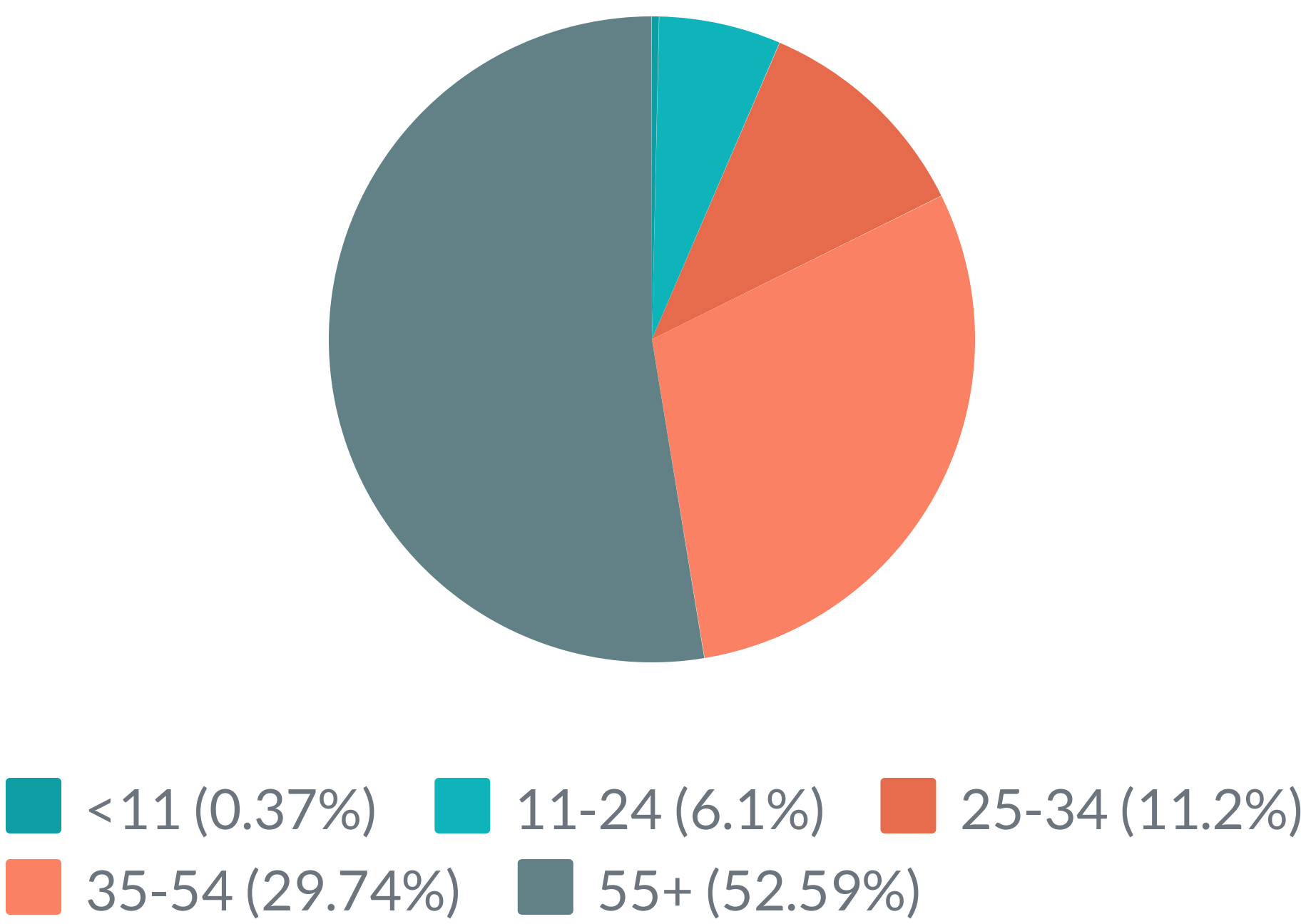
58% of Hospitalized Cases have been reported as being discharged.

53% of Deaths are associated with a congregate setting outbreak.

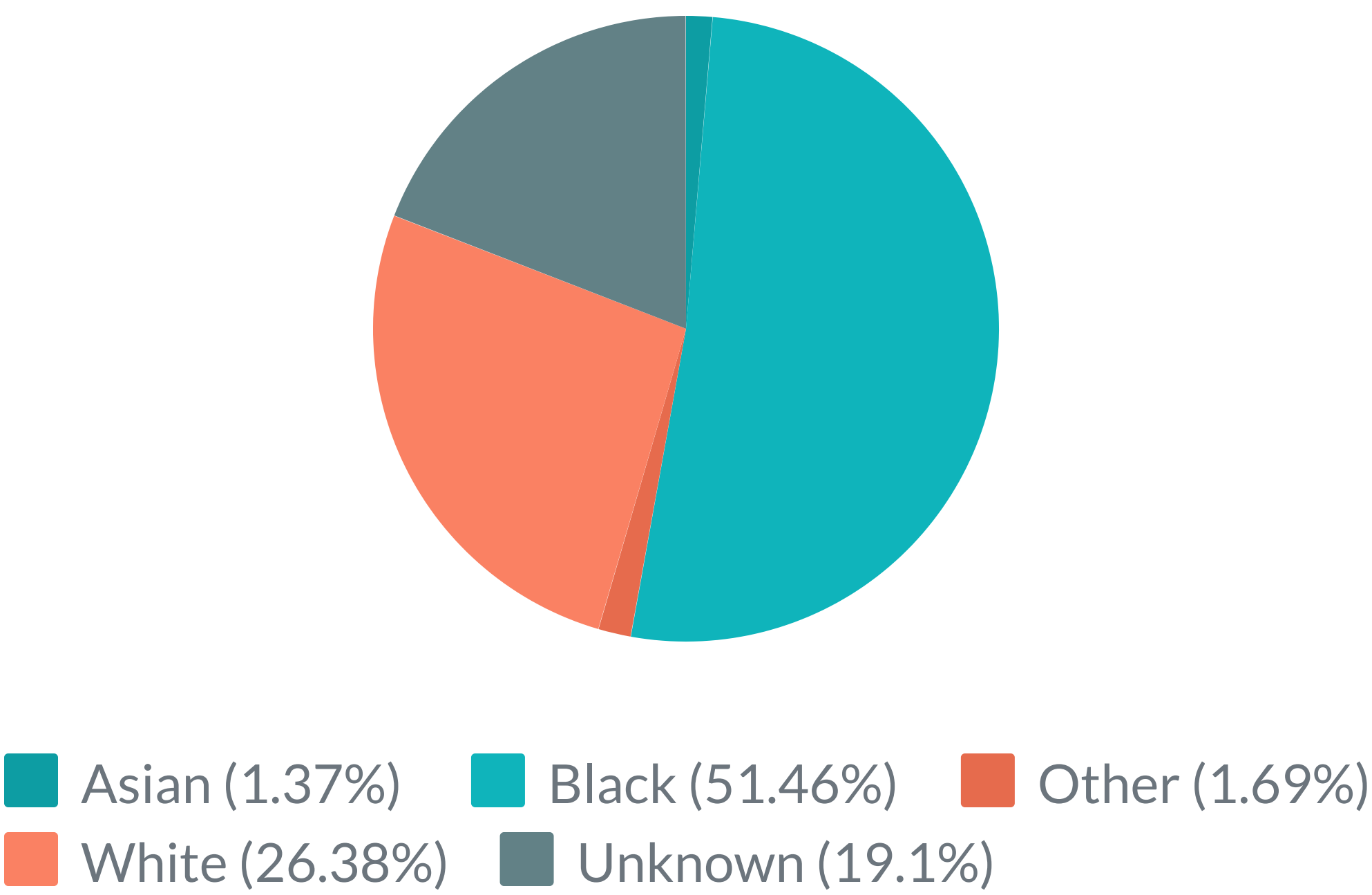
22% of Cases have been identified as Healthcare Workers.

42% of Cases are associated with a congregate setting outbreak.

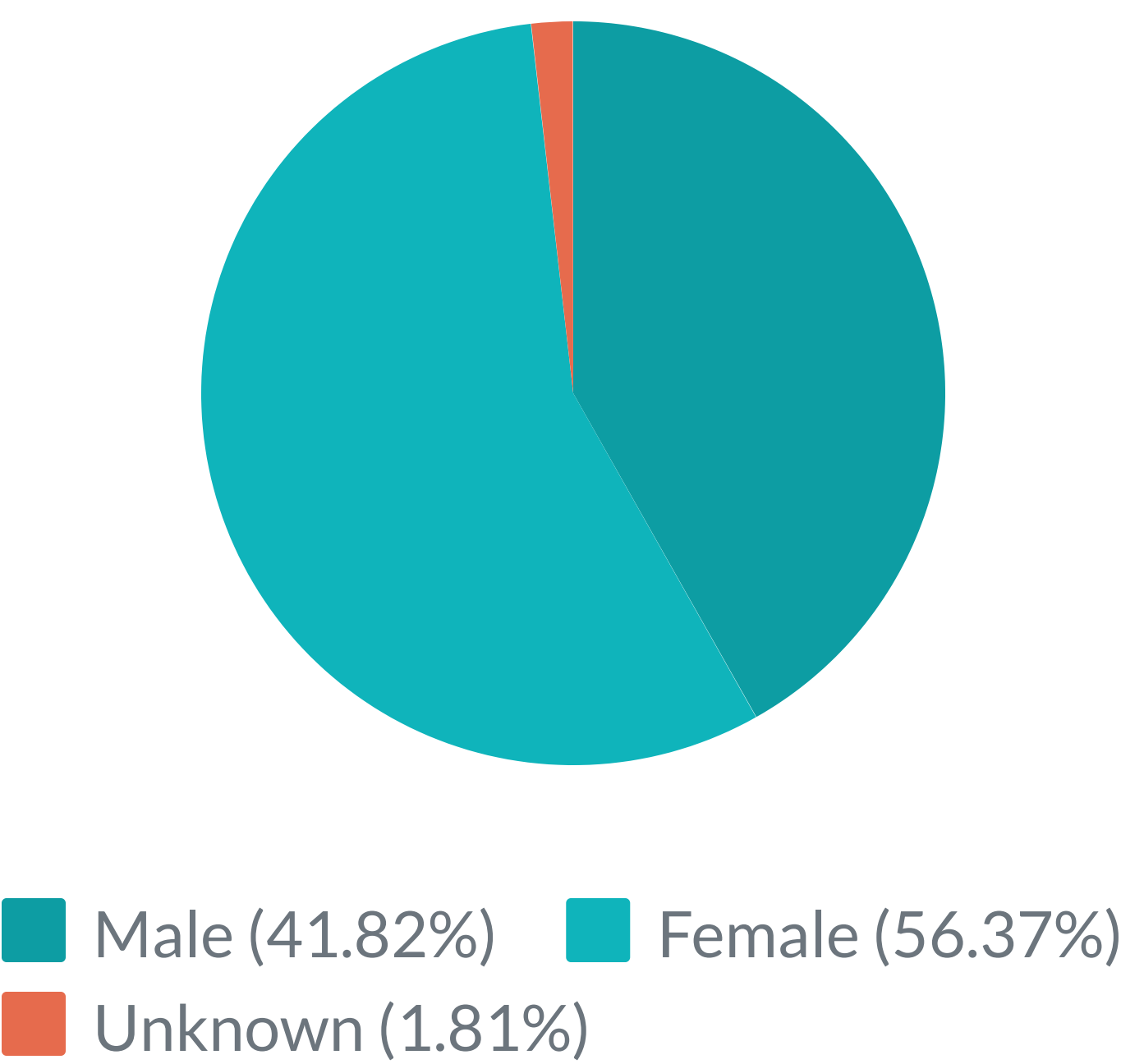
### Age Distribution of Cases



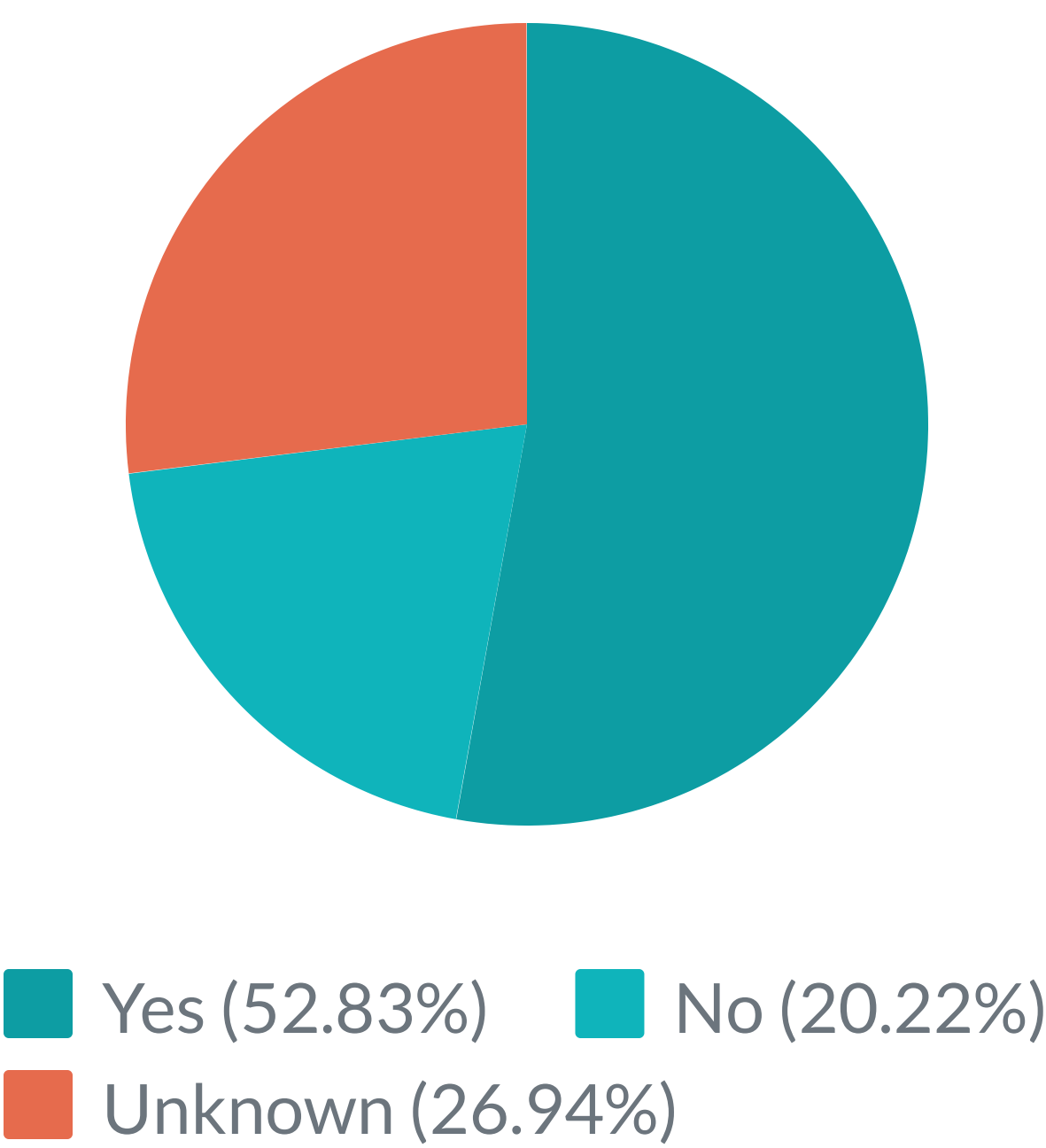
### Race Distribution of Cases



### Gender Distribution of Cases



### Underlying Health Conditions



# Epidemiology - Open Congregate Setting Outbreaks

Any congregate location experiencing a respiratory outbreak is a concern for COVID-19. This includes long-term care facilities, skilled nursing homes, other healthcare settings, jails, churches, schools, businesses etc. A single laboratory-confirmed case in either an employee or resident of a congregate facility that is identified by epidemiology is classified as an outbreak for this response. Due to the reporting, interview, and data analysis processes, there may be delays in reporting cases as an outbreak. The Epidemiology Program is working closely with all partners to ensure data accuracy. The information in this list is accurate as of 5/18/2020 at 2PM.

Facilty Name	County	Number of Reported Cases		Number of Confirmed Hospitalizations	Number of Confirmed Deaths	Investigation Status
		Staff	Resident			
Antebellum Arlington Place	Bibb	10	39	14	4	Ongoing, Infection Prevention Assessment Scheduled, National Guard Cleaning, Mass Testing
Baldwin State Prison	Baldwin	6	15	6	1	Ongoing, Infection Prevention Assessment Complete
Bibb County Jail	Bibb	3	8	0	0	Ongoing, Infection Prevention Assessment Complete
Bolingreen Health and Rehab	Monroe	1	1	0	0	Ongoing, Infection Prevention Assessment Scheduled, National Guard Cleaning, Mass Testing
Bostick Nursing Center	Baldwin	12	59	7	4	Ongoing, Infection Prevention Assessment Complete, Mass Testing, National Guard Cleaning
Central State Hospital	Baldwin	74	19	6	2	Ongoing, Infection Prevention Assessment Scheduled, National Guard Cleaning, Mass Testing
Crawford County Jail	Crawford	4	4	0	0	Ongoing, Infection Prevention Assessment Complete, National Guard Resources Requested
Eatonton Health and Rehab	Putnam	1	33	8	7	Ongoing, Infection Prevention Assessment Complete, National Guard Resources Requested
GA War Veterans	Baldwin	12	18	4	7	Ongoing, Infection Prevention Assessment Scheduled, National Guard Cleaning, Mass Testing
Golden Pond Assisted Living	Bibb	2	7	1	0	Ongoing, Infection Prevention Assessment Complete, Mass Testing
Hancock State Prison	Hancock	7	0	0	0	Ongoing, Infection Prevention Assessment Complete
HC Detention center	Houston	4	16	0	0	Ongoing, Infection Prevention Assessment Complete, Mass Testing, National Guard Cleaning
McEver Probation Detention Center	Houston	3	2	0	0	Ongoing, Infection Prevention Assessment Complete, National Guard Resources Requested
Oconee Comm Service Board	Baldwin	5	5	1	0	Ongoing, Infection Prevention Assessment Complete, Mass Testing
Peach Detention Center	Peach	3	1	1	0	Ongoing, Infection Prevention Assessment Complete, National Guard Resources Requested
Providence Health and Rehab	Hancock	4	43	0	1	Ongoing, Infection Prevention Assessment, National Guard Cleaning, Mass Testing
Pruitt Eastside	Bibb	1	1	0	0	Ongoing, Infection Prevention Assessment Complete
Pruitt Health Forsyth	Monroe	2	58	1	3	Ongoing, Infection Prevention Assessment Scheduled, National Guard Cleaning, Mass Testing
Pruitt Health Macon	Bibb	19	87	10	7	Ongoing, Infection Prevention Assessment Complete, National Guard Cleaning, Mass Testing
Serenity Personal Care Home	Wilkinson	0	5	3	0	Ongoing, National Guard Resource Requested
Southern Pines	Houston	0	11	1	0	Ongoing, Infection Prevention Assessment Scheduled, National Guard Cleaning, Mass Testing
Sparta Health and Rehab	Hancock	18	35	3	1	Ongoing, Infection Prevention Assessment Complete, National Guard Cleaning, Mass Testing
Virginia Gardens	Peach	0	4	2	0	Ongoing, Infection Prevention Assessment Scheduled, Mass Testing
Washington County Extended Care	Washington	3	2	0	0	Ongoing, Infection Prevention Assessment Scheduled, National Guard Cleaning, Mass Testing
Zebulon Park Health and Rehab	Bibb	1	2	3	1	Ongoing, Infection Prevention Assessment Complete, National Guard Cleaning

\*Allocation of National Guard resources are not coordinated with local public health. It is possible for a facility to have had these resources allocated without the knowledge of public health. Starting on 4/23/2020, NCHD Epidemiology incorporated requesting information regarding these resources into their outbreak investigation process and have started submitting requests on the behalf of the facilities as deemed appropriate during the investigation.



# Epidemiology - Hancock county

On May 15, 2020, the rate of cases in Hancock county per 100,000 became comparable to other populations in Georgia that have had the highest reports of COVID-19 cases based on population size. The cases in the reported congregate care setting outbreaks within the county account for 67% of the cases county-wide. The other 33% of cases reported in Hancock County have not been attributed to a single area of concern and represent community level spread within the county.



# North Central Health District COVID-19 Operational Summary



May 25, 2020

This is an emerging and dynamic situation, therefore our data and recommendations are subject to change. North Central Health District (NCHD) is part of the Georgia Department of Public Health (DPH) and serves individuals residing in 13 Central Georgia counties: Baldwin, Bibb, Crawford, Hancock, Houston, Jasper, Jones, Monroe, Peach, Putnam, Twiggs, Washington, and Wilkinson. This report describes the NCHD operations in response to the COVID-19 pandemic. The purpose of this report is to provide situational awareness to our district partners and community members.

## Workforce

NCHD has a total of 314 employees. Since before the response to COVID-19 started, NCHD staff have been planning and preparing for the response. In January 2020, the Epidemiology and Emergency Preparedness programs began watching the situation closely, educating partners, and monitoring travelers. Today, we have scaled back our normal operations to be able to respond to this event appropriately and have 150 employees dedicated full time to the response with many additional employees assisting on an as-needed basis. Public health staff are working on a variety of tasks from epidemiology (which includes data management, case investigation, contact tracing, and outbreak investigations), PPE Distribution, Partner Coordination, SPOC operations, and ensuring our regulated facilities are operating according to the newest executive order. In addition to our workforce, NCHD has assistance from 3 National Guardsman for Courier support and have received 7 temporary staff from the state office that are assisting with Epidemiology and SPOC operations.

163  
Public Health  
Responders

## Personal Protective Equipment Supply Distribution

The information in this portion of the report is accurate as of 5/25/2020 at 8AM. **Distributed To:**

PPE has been an essential element for the safe response to COVID-19. Inventory stockpiled at the local, district, and regional Public Health, Healthcare Coalition, and EMA level, along with State Department of Public Health and GEMA levels, Federal supplies from CDC and HHS/ASPR Strategic National Stockpile, and FEMA acquired materials are all being pushed out to public health, healthcare, public safety, and critical infrastructure organizations and facilities. Items such as N95 masks, surgical masks, gowns, gloves, face shields, hand sanitizer, thermometers and other supplies are received as orders through either the Department of Public Health or County EMA resource request process, assessed and allocated at the State RSS warehouse, and ultimately shipped to and picked up from the District Public Health team. Allocations are shipped three times a week.

PPE Type	Healthcare Facilities Total: 230	EMA and Other Partners
N95 Mask	88,928	31,820
Surgical Mask	189,200	31,500
Face Shields	36,219	3,348
Gowns	13,614	455
Gloves	406,390	98,190
Coveralls	14,863	2,104
Shoe Covers	9,555	50
Surgical Caps	1,500	
Thermometers	10	309
Safety Goggles	240	500
Hand Sanitizer	56,730 oz	12,388 oz
Disinfectant Cleaner	24 qts	
Body Bags		45



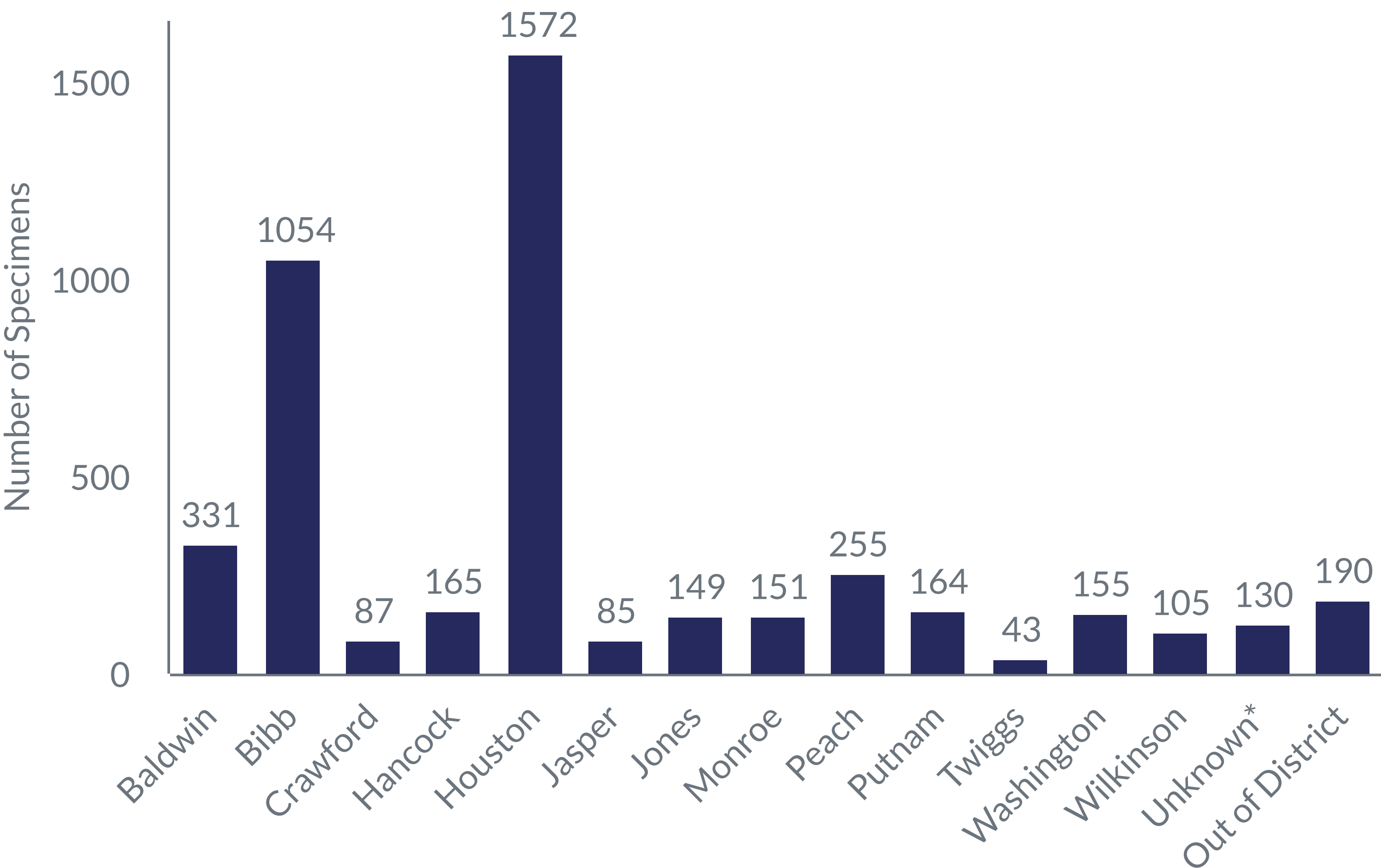
# Specimen Points of Collection (SPOC)

On March 18, 2020, NCHD stood up our first SPOC in Houston County, in the following weeks we expanded to 3 additional locations in Jasper, Jones, and Washington Counties. The activities of these locations were limited in capacity due to state-supplied specimen collection kits. On 4/17/2020, due to an increase in the state's capacity to supply specimen collection kits, we opened our fifth location in Bibb County. On 5/3/2020, we expanded testing to all 13 of our county health departments. Houston and Macon-Bibb County Health Department SPOCs will operate seven days each week while the other 11 county SPOCs will operate on select days of the week.

Below is a summary of the Public Health SPOC activities.

The information in this portion of the report is accurate as of 5/24/2020 at 4PM.

Number of Specimens Collected by Residency



4,636

Specimens Collected

4.2 minutes is the average time spent per patient for specimen collection.

\*Unknown county of residency is due to a data entry error that was found while reviewing data for this report. We are working to rectify the problem and will have it fixed for the next report.

County of Residence	Total Specimens Collected by 5/24/2020	Increase in Specimens Collected Between 5/17-5/24 (%)	Amount of Labs Pending (%)	Total Positivity Rate (%)
BALDWIN	331	61%	51%	11%
BIBB	1054	25%	36%	6%
CRAWFORD	87	21%	24%	8%
HANCOCK	165	59%	37%	23%
HOUSTON	1572	22%	23%	8%
JASPER	85	27%	63%	10%
JONES	149	21%	54%	5%
MONROE	151	59%	55%	8%
PEACH	255	36%	32%	7%
PUTNAM	164	64%	45%	14%
TWIGGS	43	26%	44%	3%
WASHINGTON	155	34%	45%	8%
WILKINSON	105	78%	58%	16%
Out of District	190	12%	26%	9%
total	4506	30%	34%	8%

This data only reflects specimens collected from NCHD public health points of collection.



# Epidemiology - Overview

NCHD's Epidemiology Program is responsible for investigating every reported case of laboratory-confirmed COVID-19. The following information describes the activities of the epidemiology program and provides a description of the current situation with the district.

NCHD Epidemiology, per reporting policy, only reports Confirmed cases that reside within the 13 counties that make up the district. Although serology (i.e. antibody tests) are reportable, they do not meet the CDC case definition for a confirmed case, therefore number of serology tests are not included in this report.

Any reductions in numbers are a result of data error corrections (i.e. duplication, incorrect case classification, residency, etc). Data corrections are made as soon as they are found and data accuracy is checked daily by NCHD epidemiology staff.

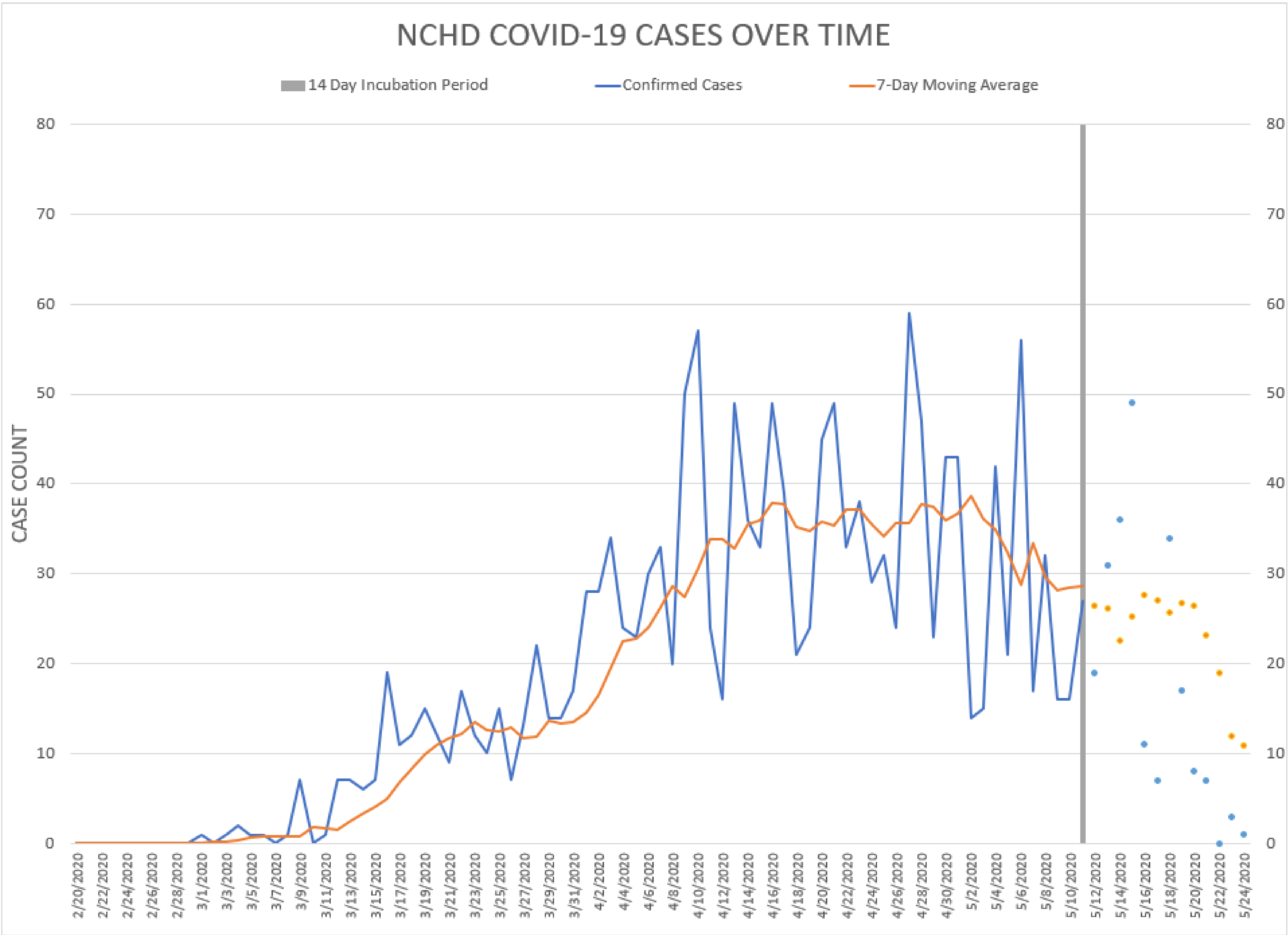
The NCHD Epidemiology program has closed 95% of laboratory-confirmed cases that were reported prior to 5/15/2020.

The information in this portion of the report is accurate as of 5/24/2020 at 4PM.

County	Total Case	Total Hospitalizations	Total Deaths
Baldwin	330	65	24
Bibb	435	124	24
Crawford	26	4	0
Hancock	191	33	21
Houston	349	88	16
Jasper	31	4	1
Jones	34	4	0
Monroe	117	18	8
Peach	70	19	3
Putnam	88	16	8
Twiggs	13	3	0
Washington	74	7	1
Wilkinson	65	18	4
Total	1823	403	110

Total Number of Confirmed and Presumptive	1,823
Median Age (Age Range)	55 (0-100 Years)
Hospitalizations	403 (22%)
Deaths	110 (6.03%)
Deaths Median Age (Age Range)	73 (29-97 Years)
Deaths that were Hospitalized	92 (84%)

\*Based on patient county of residence when known



The date indicated for the newly confirmed COVID-19 cases is based on the combination of dates based on: 1)date of symptom onset; 2)if the date is invalid or missing, the first postive collection date is used and 3) if both of those dates are invalid or missing, the date the case is reported is used.

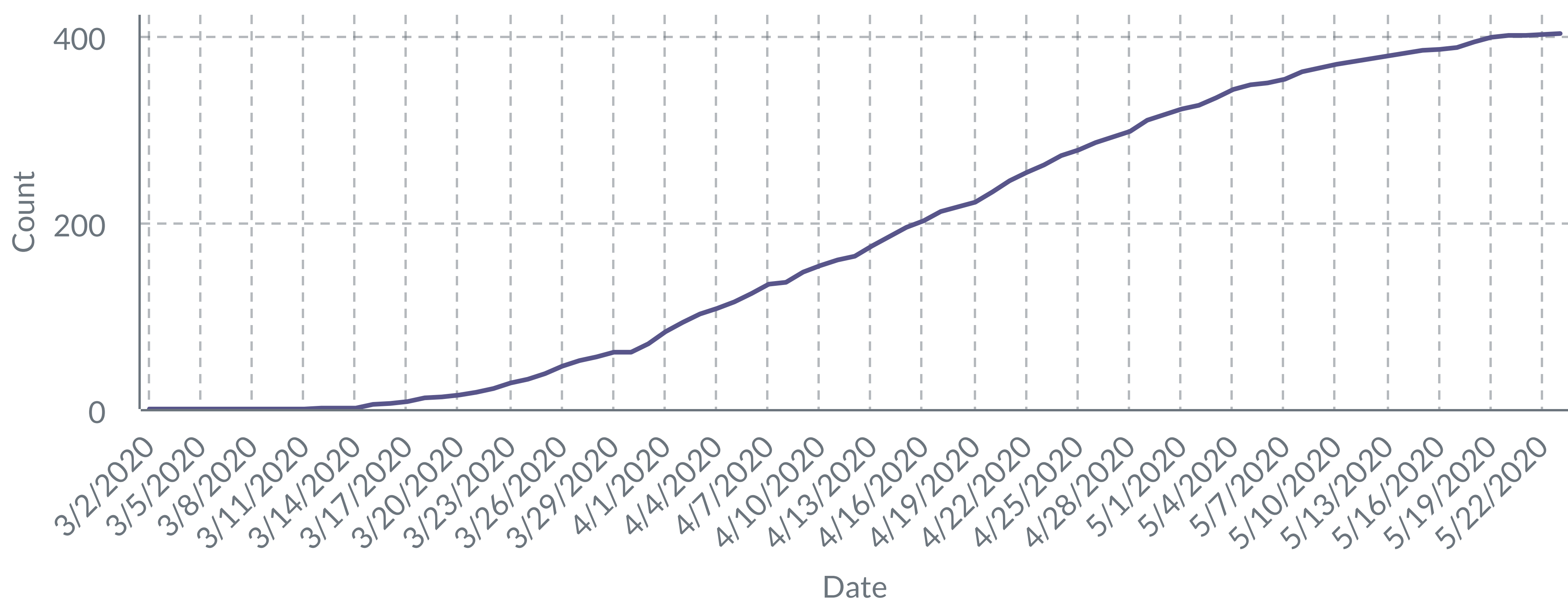
\* 14-day window – Confirmed cases over the last 14 days may not be accounted for due to illnesses yet to be reported or test results may still be pending.

**Note** - Data during the reporting period may be incomplete due to the lag in time between when the case was tested and/or reported and submitted to the Georgia DPH for reporting purposes. This delay can vary depending on the testing facility and/or jurisdiction.

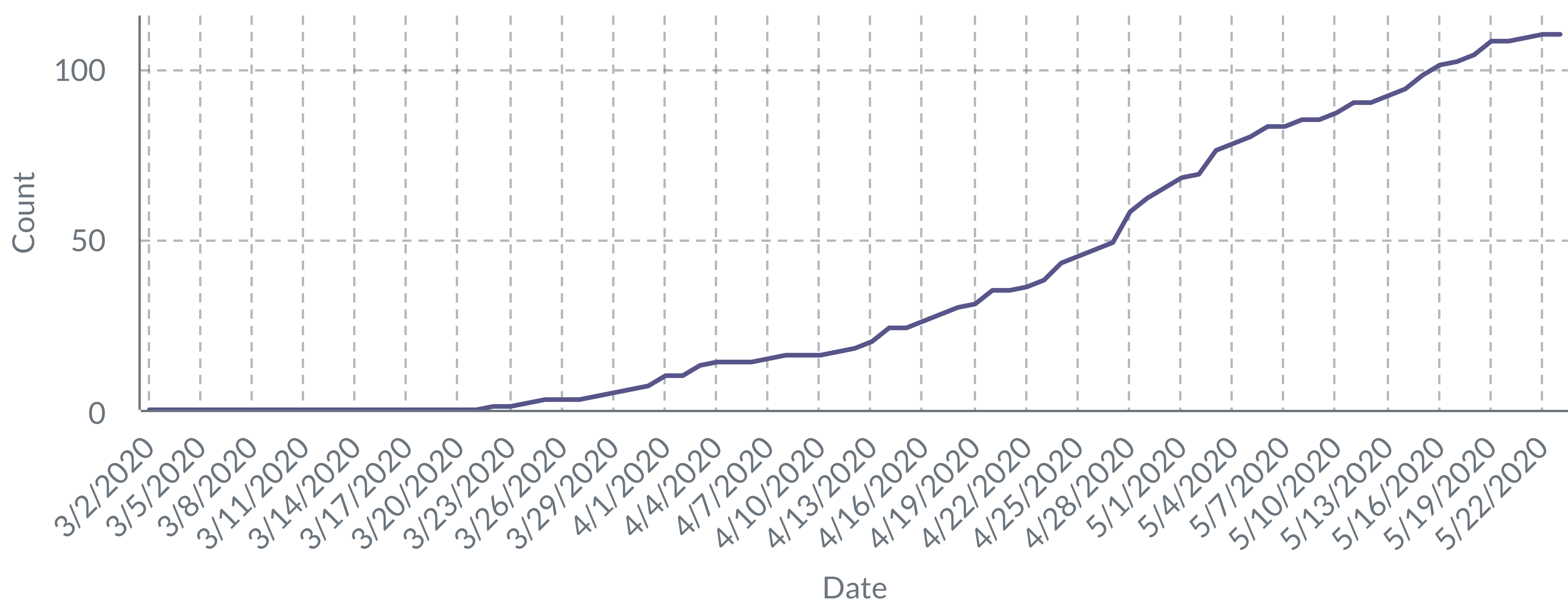


# Epidemiology - Overview

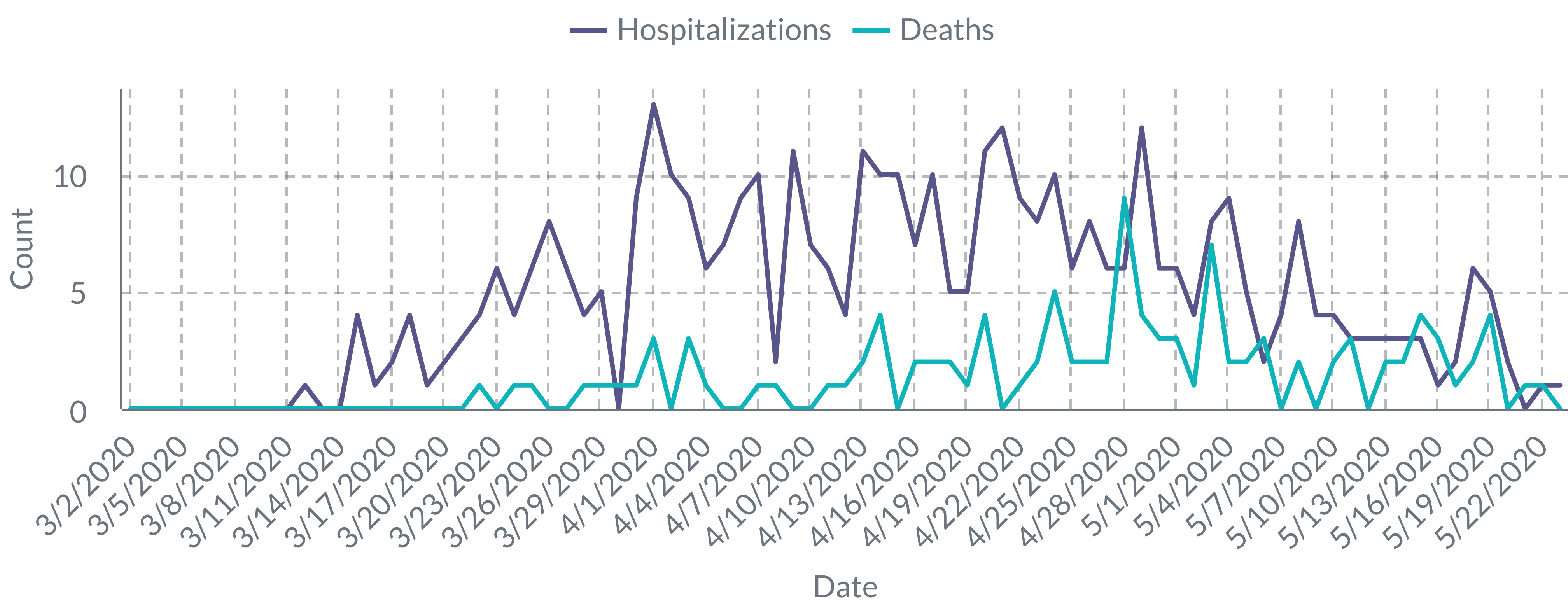
## Hospitalizations Over Time



## Deaths Over Time

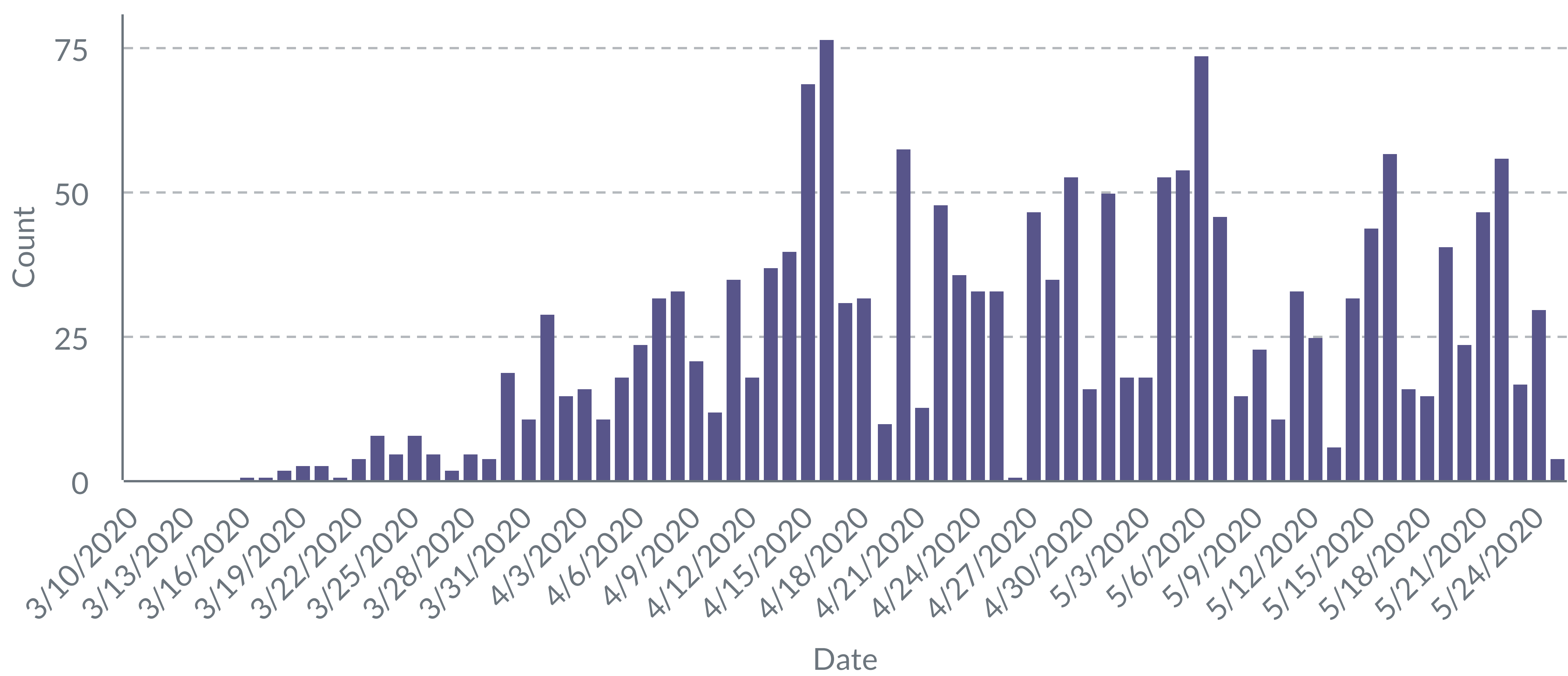


## Hospitalizations and Death By Date of Occurrence



# Epidemiology - Overview

Number of Positive COVID-19 Cases By Day of Report to NCHD



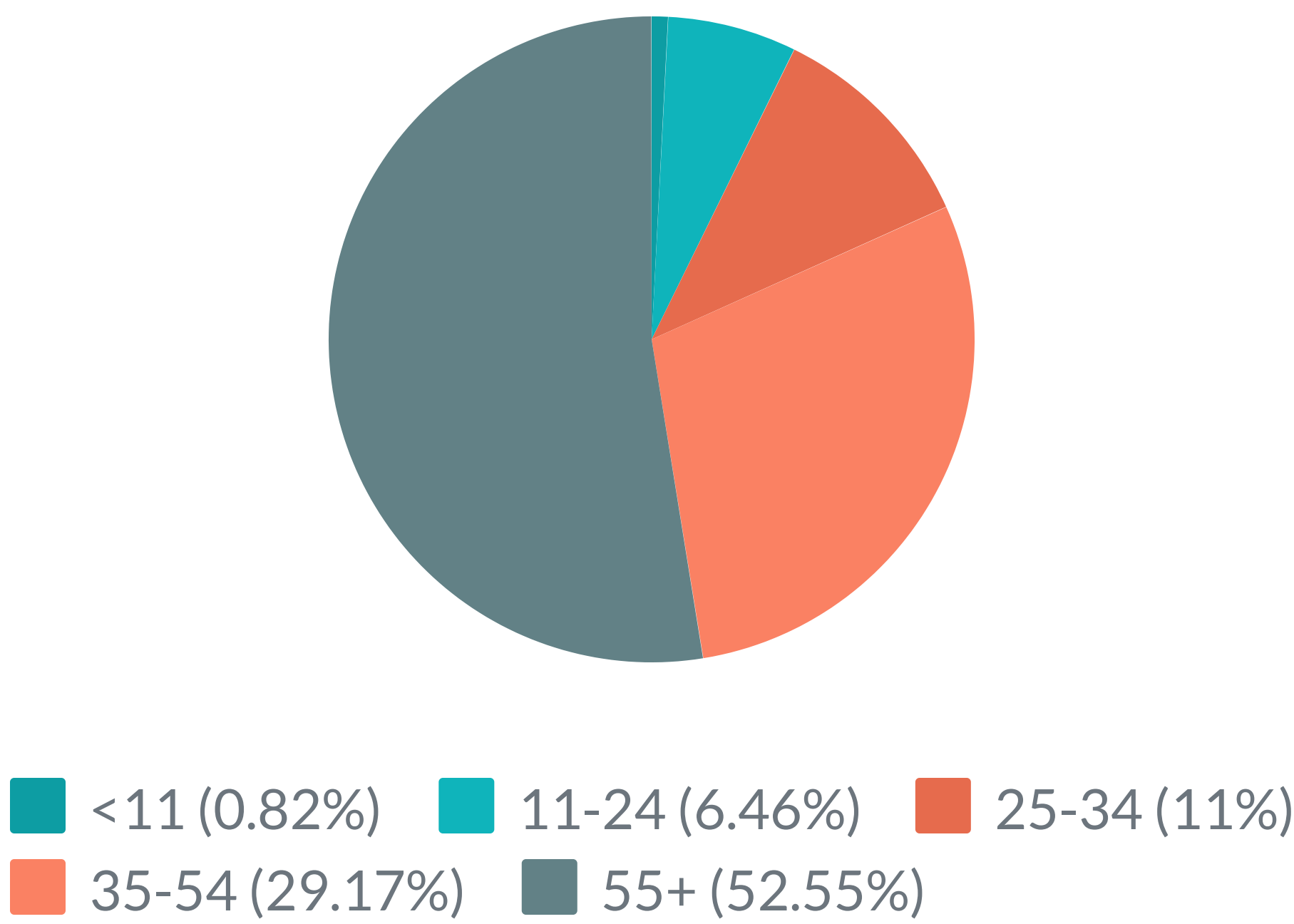
62% of Hospitalized Cases have been reported as being discharged.

58% of Deaths are associated with a congregate setting outbreak.

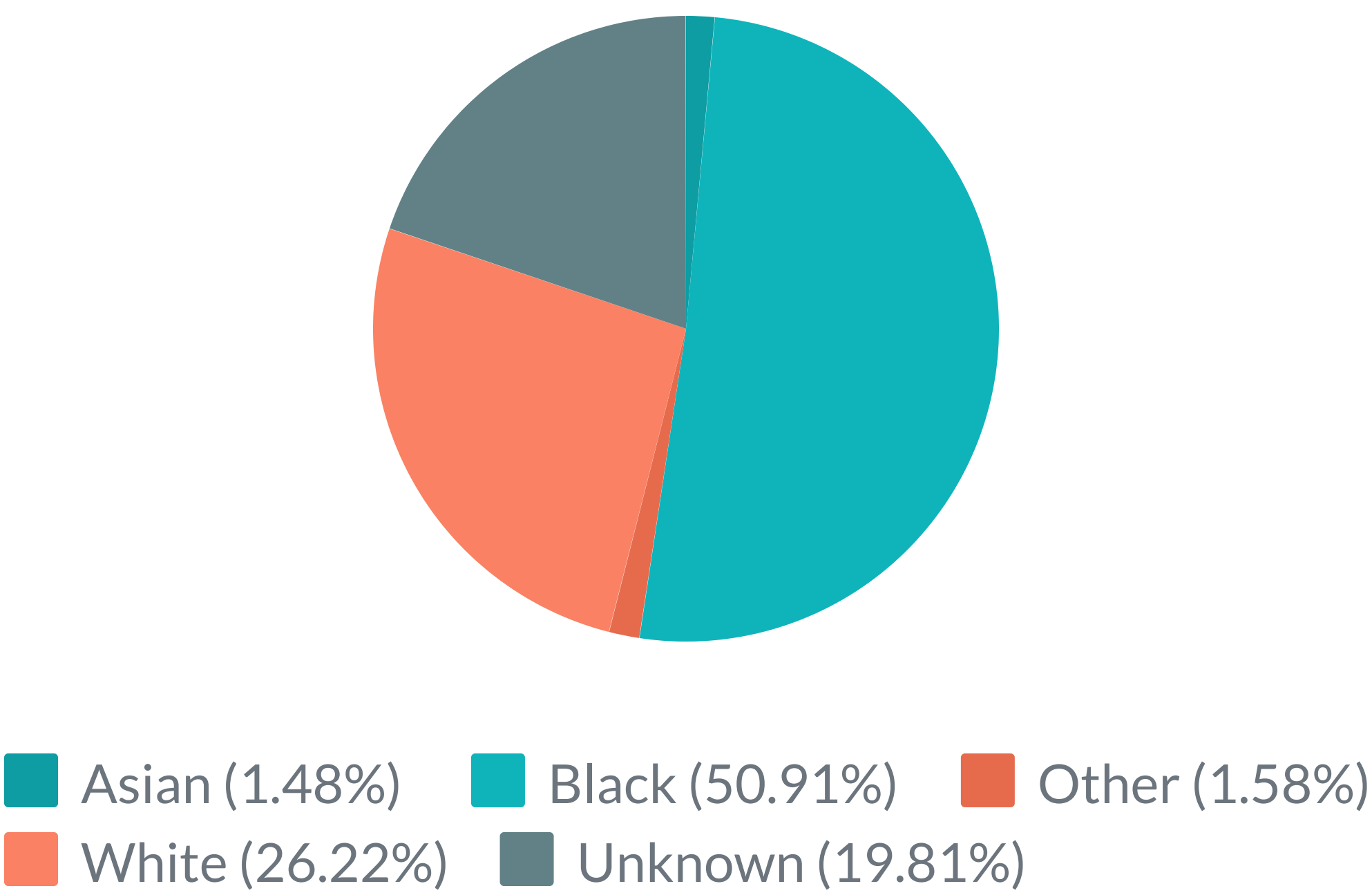
22% of Cases have been identified as Healthcare Workers.

41% of Cases are associated with a congregate setting outbreak.

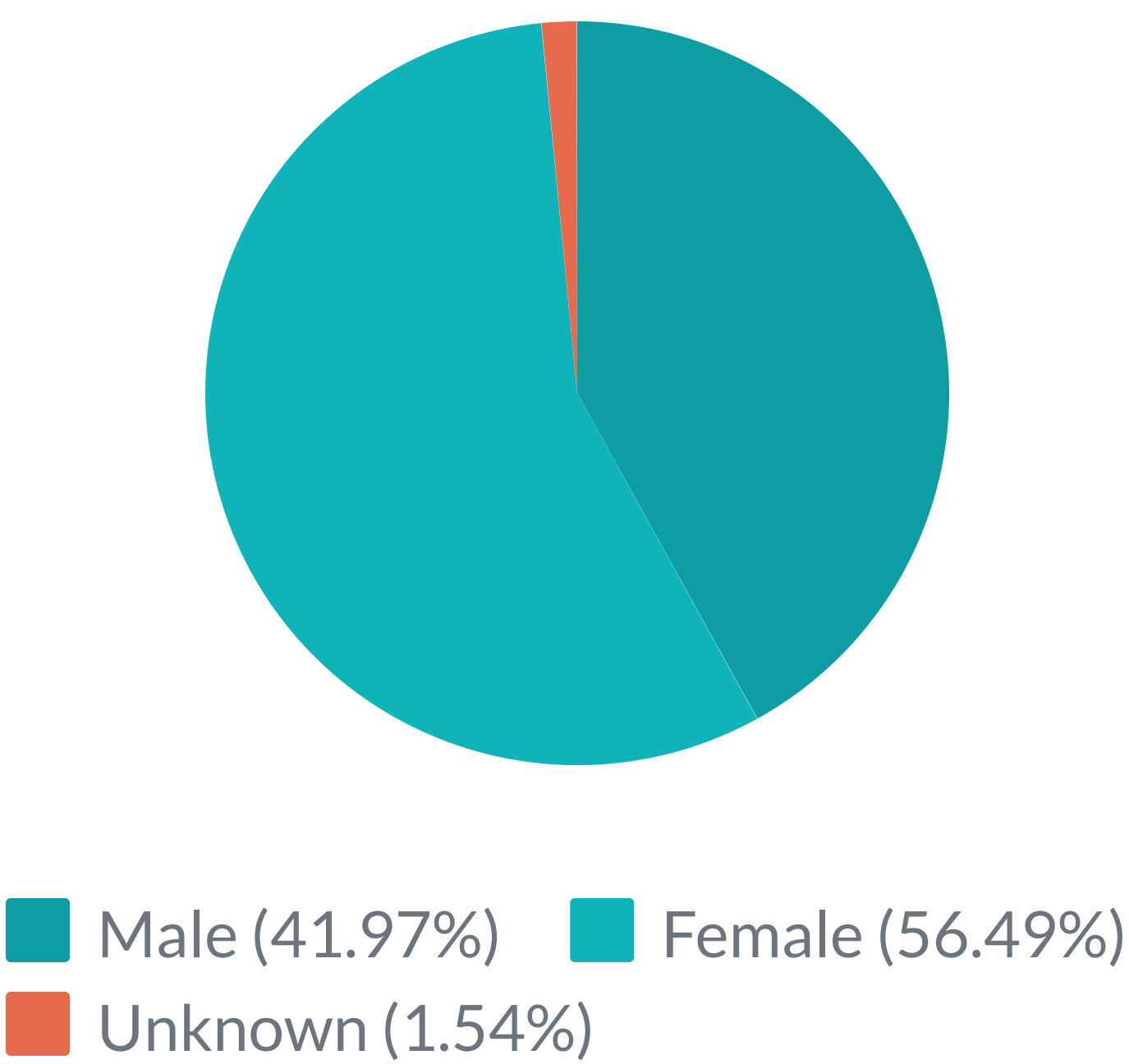
Age Distribution of Cases



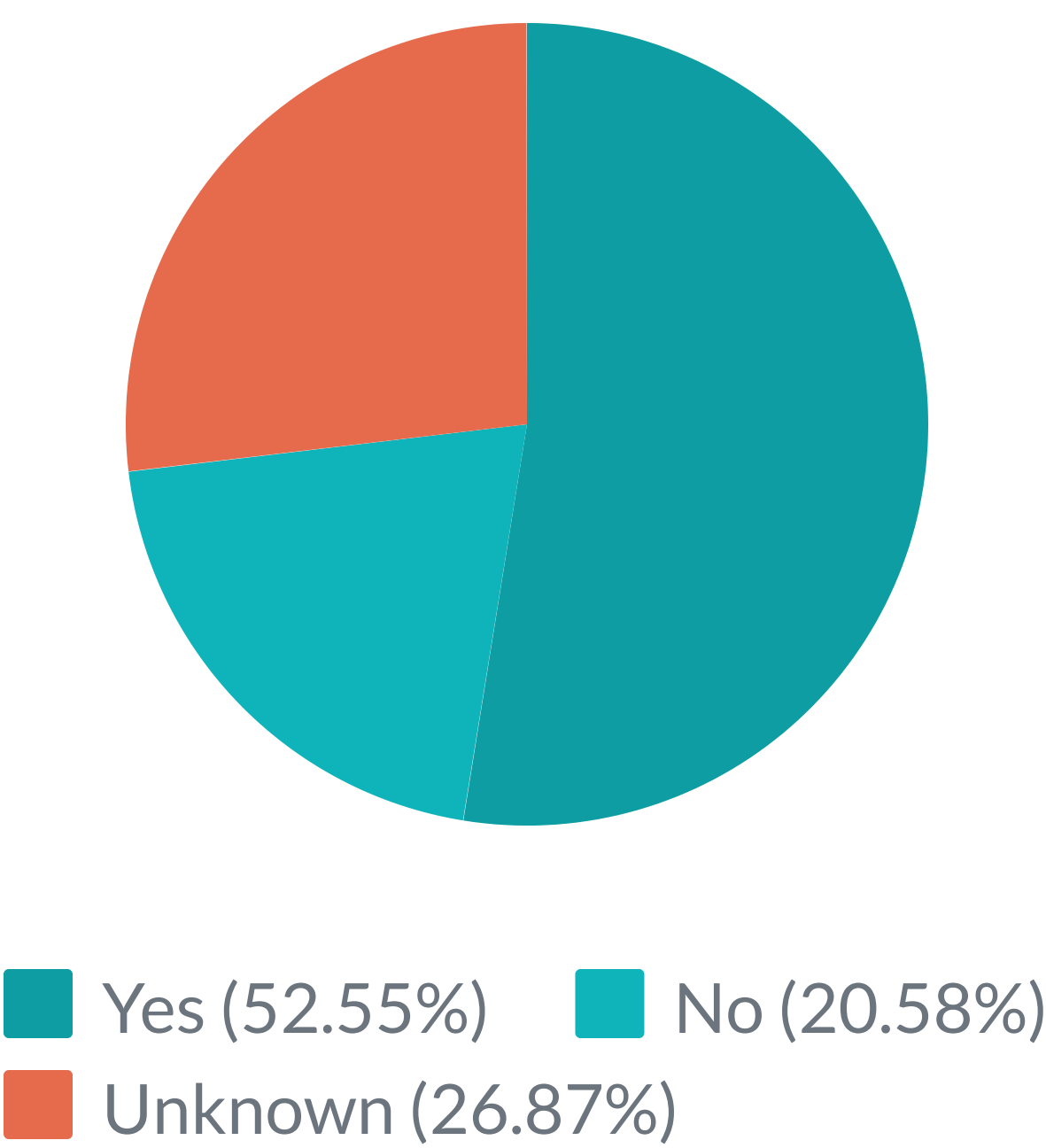
Race Distribution of Cases



Gender Distribution of Cases



Underlying Health Conditions





# Epidemiology - County and Outbreak Summaries

The information in the rest of the report is a breakdown by county.

The only outbreaks listed by location are for those in congregate settings that involve facilities regulated and reported by the Department of Community Health and Department of Corrections.

Due to the reporting, interview, and data analysis processes, there may be delays in reporting cases as an outbreak. The Epidemiology Program is working closely with all partners to ensure data accuracy.

An outbreak is considered closed if it has been 2 incubation periods since the last symptom onset date.

Not all cases within an outbreak are counted within the county the outbreak occurs (i.e. staff of a facility may live in another county).

The information is accurate as of 5/24/2020 at 4PM.

## Baldwin County



The cases in Baldwin County associated with an outbreak account for 66% of the cases county-wide. The other 34% of cases reported in Baldwin County have not been attributed to a single area of concern and represent community level spread within the county.

61% decrease in Confirmed COVID-19 Cases amongst Baldwin County residents between the week of 5/11/2020 and 5/18/2020.

Facilty Name	County	Number of Reported Cases		Number of Confirmed Hospitalizations	Number of Confirmed Deaths
		Staff	Resident		
Baldwin State Prison	Baldwin	3	16	6	1
Bostick Nursing Center	Baldwin	12	59	7	4
Central State Hospital	Baldwin	76	18	8	3
Chaplinwood Nursing Home	Baldwin	2	1	0	0
GA War Veterans	Baldwin	25	32	5	9
Oconee Comm Service Board	Baldwin	5	5	1	0

Bibb County



The cases in Bibb County associated with an outbreak account for 48% of the cases county-wide. The other 52% of cases reported in Bibb County have not been attributed to a single area of concern and represent community level spread within the county.

57% decrease in Confirmed COVID-19 Cases amongst Bibb County residents between the week of 5/11/2020 and 5/18/2020.

Facilty Name	County	Number of Reported Cases		Number of Confirmed Hospitalizations	Number of Confirmed Deaths
		Staff	Resident		
Antebellum Arlington Place	Bibb	10	40	16	5
Bibb County Jail	Bibb	3	8	0	0
Golden Pond Assisted Living	Bibb	2	7	1	0
Pruitt Eastside	Bibb	3	1	0	0
Pruitt Health Macon	Bibb	19	91	10	10

Crawford County



The cases in Crawford County associated with an outbreak account for 65% of the cases county-wide. The other 35% of cases reported in Crawford County have not been attributed to a single area of concern and represent community level spread within the county.

300% increase in Confirmed COVID-19 Cases amongst Crawford County residents between the week of 5/11/2020 and 5/18/2020.  
NOTE: The case count in Crawford is small. All new cases have been associated with an outbreak.

Facilty Name	County	Number of Reported Cases		Number of Confirmed Hospitalizations	Number of Confirmed Deaths
		Staff	Resident		
Crawford County Jail	Crawford	4	9	0	0




# Hancock County - AREA OF CONCERN

On May 15, 2020, the rate of cases in Hancock county per 100,000 became comparable to other populations in Georgia that have had the highest reports of COVID-19 cases based on population size.

67%

The cases in Hancock County associated with an outbreak account for 67% of the cases county-wide. The other 33% of cases reported in Hancock County have not been attributed to a single area of concern and represent community level spread within the county.



21%

21% increase in Confirmed COVID-19 Cases amongst Hancock County residents between the week of 5/11/2020 and 5/18/2020.


Facilty Name	County	Number of Reported Cases		Number of Confirmed Hospitalizations	Number of Confirmed Deaths
		Staff	Resident		
Hancock State Prison	Hancock	7	0	0	0
Providence Health and Rehab	Hancock	4	45	0	1
Sparta Health and Rehab	Hancock	19	51	3	17

# Houston County - AREA OF CONCERN

Between May 11, 2020 and May 18, 2020, confirmed case counts, as well as emergency room visits associated with COVID-19 chief complaints, increased amongst Houston County residents. Houston County cases are mostly attributed to community-level spread (77%) instead of being attributed to a clusters of illness. Due to this we are watching the situation closely and working with our partners to ensure that precautions amongst residents are encouraged.

23%

The cases in Houston County associated with an outbreak account for 23% of the cases county-wide. The other 77% of cases reported in Houston County have not been attributed to a single area of concern and represent community level spread within the county.



38%


38% increase in Confirmed COVID-19 Cases amongst Houston County residents between the week of 5/11/2020 and 5/18/2020.

Facilty Name	County	Number of Reported Cases		Number of Confirmed Hospitalizations	Number of Confirmed Deaths
		Staff	Resident		
HC Detention center	Houston	5	18	0	0
McEver Probation Detention Center	Houston	3	2	0	0
Southern Pines	Houston	3	11	1	0

## Jasper County

13%

The cases in Jasper County associated with an outbreak account for 13% of the cases county-wide. The other 87% of cases reported in Jasper County have not been attributed to a single area of concern and represent community level spread within the county.



100%


100% decrease in Confirmed COVID-19 Cases amongst Jasper County residents between the week of 5/11/2020 and 5/18/2020.

There are no public health confirmed reports of congregate setting outbreaks within Jasper County at this time.

## Jones County

24%

The cases in Jones County associated with an outbreak account for 24% of the cases county-wide. The other 76% of cases reported in Jones County have not been attributed to a single area of concern and represent community level spread within the county.



0%

There have been no changes in Confirmed COVID-19 Cases amongst Jones County residents between the week of 5/11/2020 and 5/18/2020.

There are no public health confirmed reports of congregate setting outbreaks within Jones County at this time.




# Monroe County - AREA OF CONCERN

Between May 11, 2020 and May 18, 2020, confirmed case counts, as well as emergency room visits associated with COVID-19 chief complaints, increased amongst Monroe County residents. Due to this we are watching the situation closely and working with our partners to ensure that precautions amongst residents are encouraged.

65%

The cases in Monroe County associated with an outbreak account for 65% of the cases county-wide. The other 35% of cases reported in Monroe County have not been attributed to a single area of concern and represent community level spread within the county.



338%


338% increase in Confirmed COVID-19 Cases amongst Monroe County residents between the week of 5/11/2020 and 5/18/2020.

Facilty Name	County	Number of Reported Cases		Number of Confirmed Hospitalizations	Number of Confirmed Deaths
		Staff	Resident		
Bolingreen Health and Rehab	Monroe	2	2	0	0
Pruitt Health Forsyth	Monroe	7	58	1	4

# Peach County

21%

The cases in Peach County associated with an outbreak account for 21% of the cases county-wide. The other 79% of cases reported in Peach County have not been attributed to a single area of concern and represent community level spread within the county.



83%

83% decrease in Confirmed COVID-19 Cases amongst Peach County residents between the week of 5/11/2020 and 5/18/2020.


Facilty Name	County	Number of Reported Cases		Number of Confirmed Hospitalizations	Number of Confirmed Deaths
		Staff	Resident		
Peach Detention Center	Peach	3	1	1	0

# Putnam County - AREA OF CONCERN

Between May 11, 2020 and May 18, 2020, confirmed case counts, as well as emergency room visits associated with COVID-19 chief complaints, increased amongst Putnam County residents. Due to this we are watching the situation closely and working with our partners to ensure that precautions amongst residents are encouraged.

51%

The cases in Putnam County associated with an outbreak account for 51% of the cases county-wide. The other 49% of cases reported in Putnam County have not been attributed to a single area of concern and represent community level spread within the county.



67%


67% increase in Confirmed COVID-19 Cases amongst Putnam County residents between the week of 5/11/2020 and 5/18/2020.

Facilty Name	County	Number of Reported Cases		Number of Confirmed Hospitalizations	Number of Confirmed Deaths
		Staff	Resident		
Eatonton Health and Rehab	Putnam	1	34	8	8

## Twiggs County

15%

The cases in Twiggs County associated with an outbreak account for 15% of the cases county-wide. The other 85% of cases reported in Twiggs County have not been attributed to a single area of concern and represent community level spread within the county.



0%

There has been no change in Confirmed COVID-19 Cases amongst Twiggs County residents between the week of 5/11/2020 and 5/18/2020.


There are no public health confirmed reports of congregate setting outbreaks within Twiggs County at this time.



# Washington County

26%

The cases in Washington County associated with an outbreak account for 26% of the cases county-wide. The other 74% of cases reported in Washington County have not been attributed to a single area of concern and represent community level spread within the county.



68%


68% decrease in Confirmed COVID-19 Cases amongst Washington County residents between the week of 5/11/2020 and 5/18/2020.

Facilty Name	County	Number of Reported Cases		Number of Confirmed Hospitalizations	Number of Confirmed Deaths
		Staff	Resident		
Washington County Extended Care	Washington	4	2	0	0

# Wilkinson County

37%

The cases in Wilkinson County associated with an outbreak account for 37% of the cases county-wide. The other 63% of cases reported in Wilkinson County have not been attributed to a single area of concern and represent community level spread within the county.



200%

200% increase in Confirmed COVID-19 Cases amongst Wilkinson County residents between the week of 5/11/2020 and 5/18/2020.

Facilty Name	County	Number of Reported Cases		Number of Confirmed Hospitalizations	Number of Confirmed Deaths
		Staff	Resident		
Serenity Personal Care Home	Wilkinson	0	5	3	0