



May 18, 2020

This is an emerging and dynamic situation, therefore our data and recommendations are subject to change. North Central Health District (NCHD) is part of the Georgia Department of Public Health (DPH) and serves individuals residing in 13 Central Georgia counties: Baldwin, Bibb, Crawford, Hancock, Houston, Jasper, Jones, Monroe, Peach, Putnam, Twiggs, Washington, and Wilkinson. This report describes the NCHD operations in response to the COVID-19 pandemic.

The purpose of this report is to provide situational awareness to our district partners and community members.

Workforce

NCHD has a total of 314 employees. Since before the response to COVID-19 started, NCHD staff have been planning and preparing for the response. In January 2020, the Epidemiology and Emergency Preparedness programs began watching the situation closely, educating partners, and monitoring travelers. Today, we have scaled back our normal operations to be able to respond to this even appropriately and have 150 employees dedicated full time to the response with many additional employees assisting on an as-needed basis. Public health staff are working on a variety of tasks from epidemiology (which includes data management, case investigation, contact tracing, and outbreak investigations), PPE Distribution, Partner Coordination, SPOC operations, and ensuring our regulated facilities are operating according to the newest executive order. In addition to our workforce, NCHD has assistance from 3 National Guardsman for Courier support and have received 7 temporary staff from the state office that are assisting with Epidemiology and SPOC operations.

163
Public Health
Responders

Personal Protective Equipment Supply Distribution

The information in this portion of the report is accurate as of 5/11/2020 at 9AM. **Distributed To:**

PPE has been an essential element for the safe response to COVID-19. Inventory stockpiled at the local, district, and regional Public Health, Healthcare Coalition, and EMA level, along with State Department of Public Health and GEMA levels, Federal supplies from CDC and HHS/ASPR Strategic National Stockpile, and FEMA acquired materials are all being pushed out to public health, healthcare, public safety, and critical infrastructure organizations and facilities. Items such as N95 masks, surgical masks, gowns, gloves, face shields, hand sanitizer, thermometers and other supplies are received as orders through either the Department of Public Health or County EMA resource request process, assessed and allocated at the State RSS warehouse, and ultimately shipped to and picked up from the District Public Health team. Allocations are shipped three times a week.

PPE Type	Healthcare Facilities Total: 222	EMA and Other Partners
N95 Mask	79,528	25,580
Surgical Mask	170,550	26,800
Face Shields	32,819	3,048
Gowns	9,334	355
Gloves	364,540	90,190
Coveralls	13,395	2,104
Shoe Covers	9,555	50
Surgical Caps	1,400	
Thermometers	10	309
Safety Goggles	240	500
Hand Sanitizer	51,658 oz	12,388 oz
Disinfectant Cleaner	24 qts	
Body Bags		30

Specimen Points of Collection (SPOC)

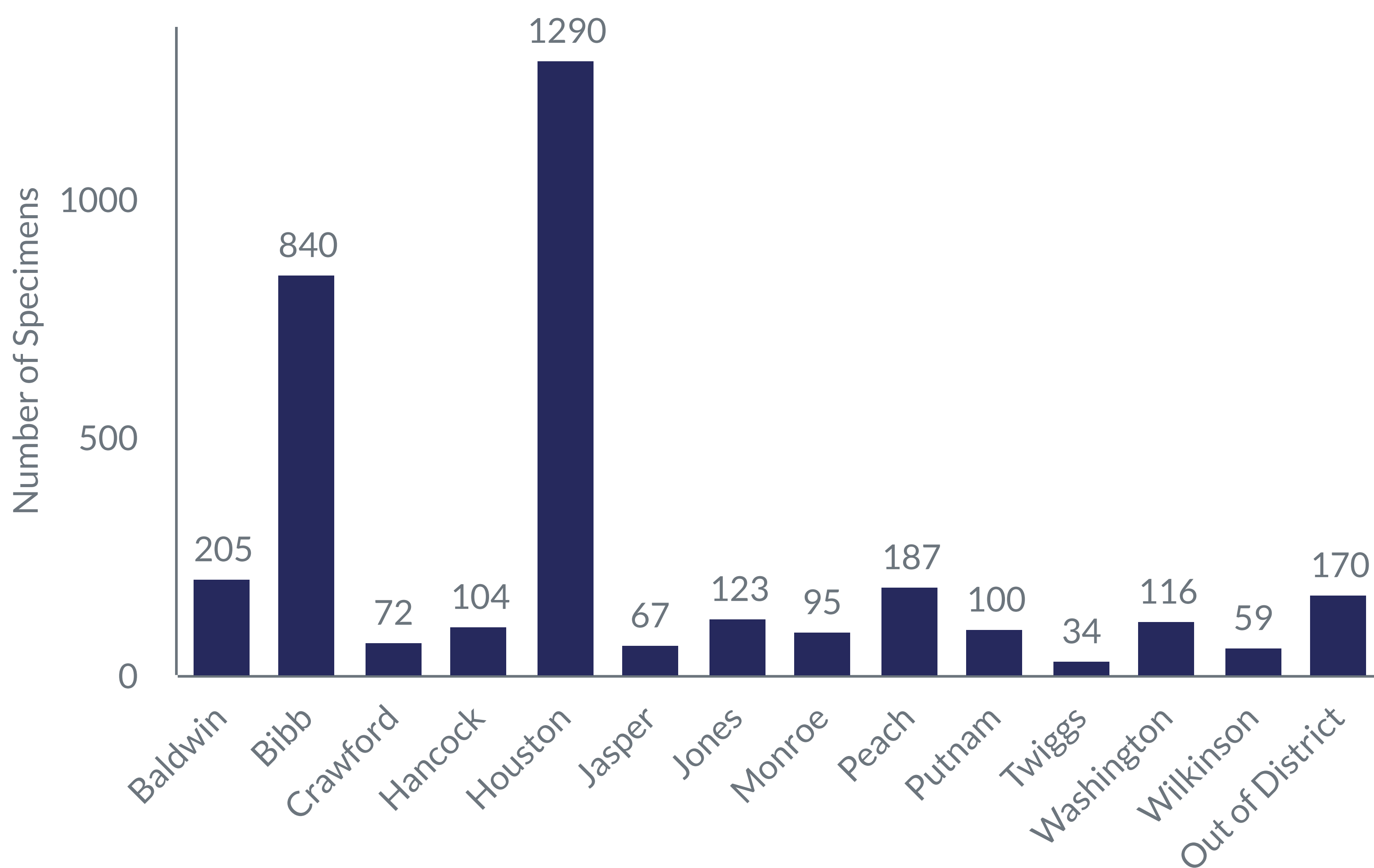
On March 18, 2020, NCHD stood up our first SPOC in Houston County, in the following weeks we expanded to 3 additional locations in Jasper, Jones, and Washington Counties. The activities of these locations were limited in capacity due to state-supplied specimen collection kits. On 4/17/2020, due to an increase in the state's capacity to supply specimen collection kits, we opened our fifth location in Bibb County. On 5/3/2020, we will be expanding testing again, this time to all 13 of our county health departments. Houston and Macon-Bibb County Health Department SPOCs will operate seven days each week while the other 11 county SPOCs will operate on select days of the week.

Below is a summary of the Public Health SPOC activities.

The information in this portion of the report is accurate as of 5/17/2020 at 4PM.

3,462
Specimens Collected

Number of Specimens Collected by Residency



4.2 minutes is the average time spent per patient for specimen collection.

County	Amount of Labs Pending (%)	Positivity Rate (%)	Collected by 5/17/2020	Collected by 5/11/2020	Percent Change
BALDWIN	51%	16%	205	132	55%
BIBB	36%	7%	840	591	42%
CRAWFORD	24%	7%	72	58	24%
HANCOCK	37%	32%	104	73	42%
HOUSTON	23%	9%	1290	1016	27%
JASPER	63%	4%	67	25	168%
JONES	54%	5%	123	73	68%
MONROE	55%	7%	95	46	107%
PEACH	32%	12%	187	129	45%
PUTNAM	45%	15%	100	60	67%
TWIGGS	44%	0%	34	22	55%
WASHINGTON	45%	14%	116	66	76%
WILKINSON	58%	24%	59	28	111%
Out of District	26%	10%	170	131	30%
TOTAL	34%	10%	3462	2450	41%

This data only reflects specimens collected from our public health points of collection.

Epidemiology - Overview

NCHD's Epidemiology Program is responsible for investigating every reported case of laboratory-confirmed of COVID-19. The following information describes the activities of the epidemiology program and provides a description of the current situation with the district.

The NCHD Epidemiology program has closed 95% of laboratory-confirmed cases that were reported prior to 5/1/2020.

The information in this portion of the report is accurate as of 5/18/2020 at 2PM.

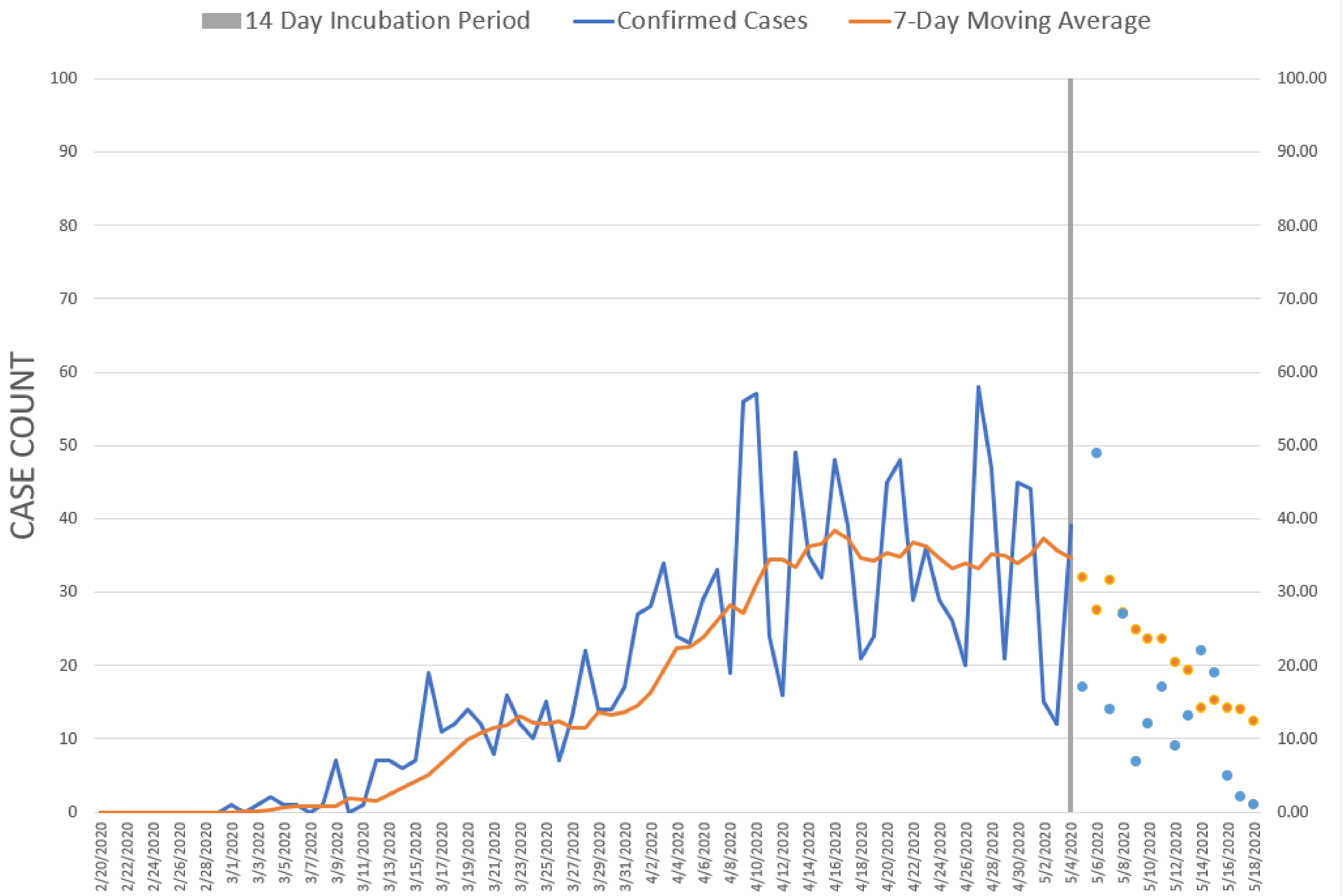
Any reductions in numbers are a result of data error corrections.

Total Number of Confirmed and Presumptive	1,603
Median Age (Age Range)	55 (1-100 Years)
Hospitalizations	363 (23%)
Deaths	72 (4.48%)
Deaths Median Age (Age Range)	72 (29-97 Years)
Deaths that were Hospitalized	59 (82%)

County	Total Case	Total Hospitalizations	Total Deaths
Baldwin	290	60	14
Bibb	397	114	17
Crawford	19	4	0
Hancock	160	24	5
Houston	317	87	16
Jasper	26	4	0
Jones	30	4	0
Monroe	95	12	7
Peach	70	17	2
Putnam	79	13	7
Twiggs	9	3	0
Washington	66	6	1
Wilkinson	45	15	3
Total	1604	363	72

*Based on patient county of residence when known

NCHD COVID-19 CASES OVER TIME



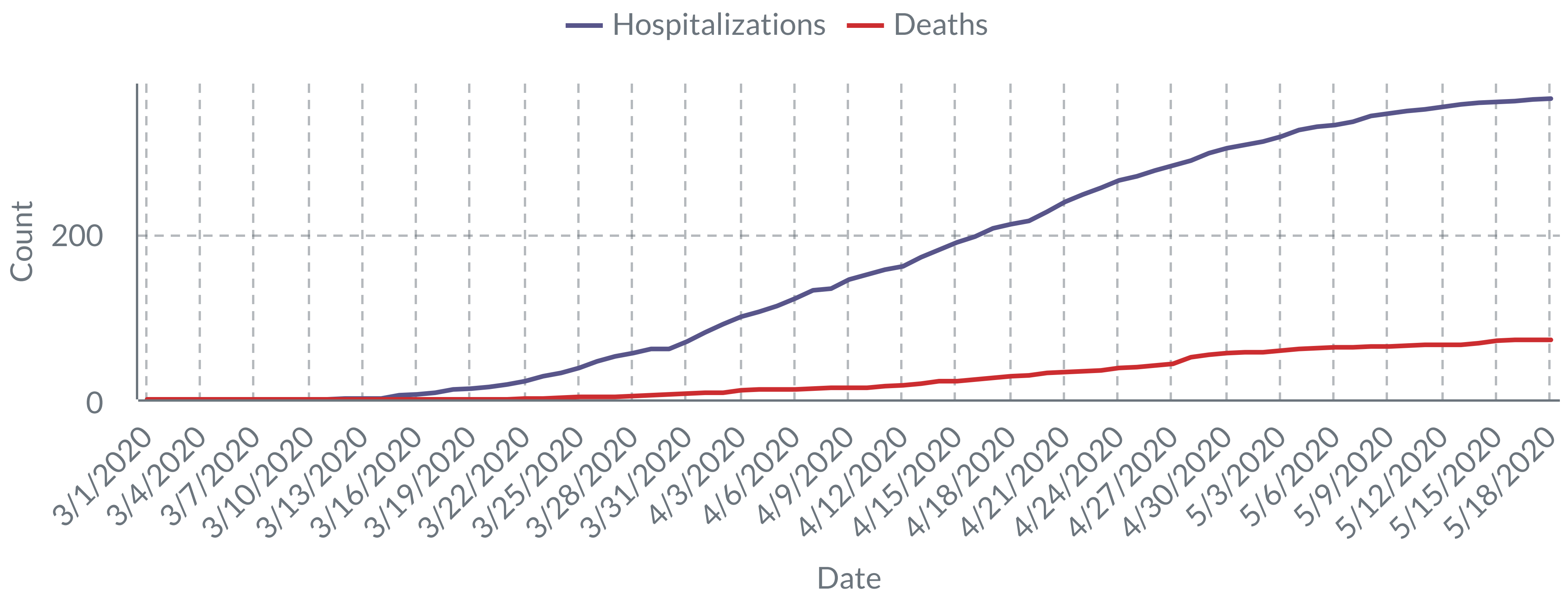
The date indicated for the newly confirmed COVID-19 cases is based on the combination of dates based on: 1) date of symptom onset; 2) if the date is invalid or missing, the first positive collection date is used and 3) if both of those dates are invalid or missing, the date the case is reported is used.

* 14-day window - Confirmed cases over the last 14 days may not be accounted for due to illnesses yet to be reported or test results may still be pending.

Note - Data during the reporting period may be incomplete due to the lag in time between when the case was tested and/or reported and submitted to the Georgia DPH for reporting purposes. This delay can vary depending on the testing facility and/or jurisdiction.

Epidemiology - Overview

Hospitalizations and Deaths Over Time



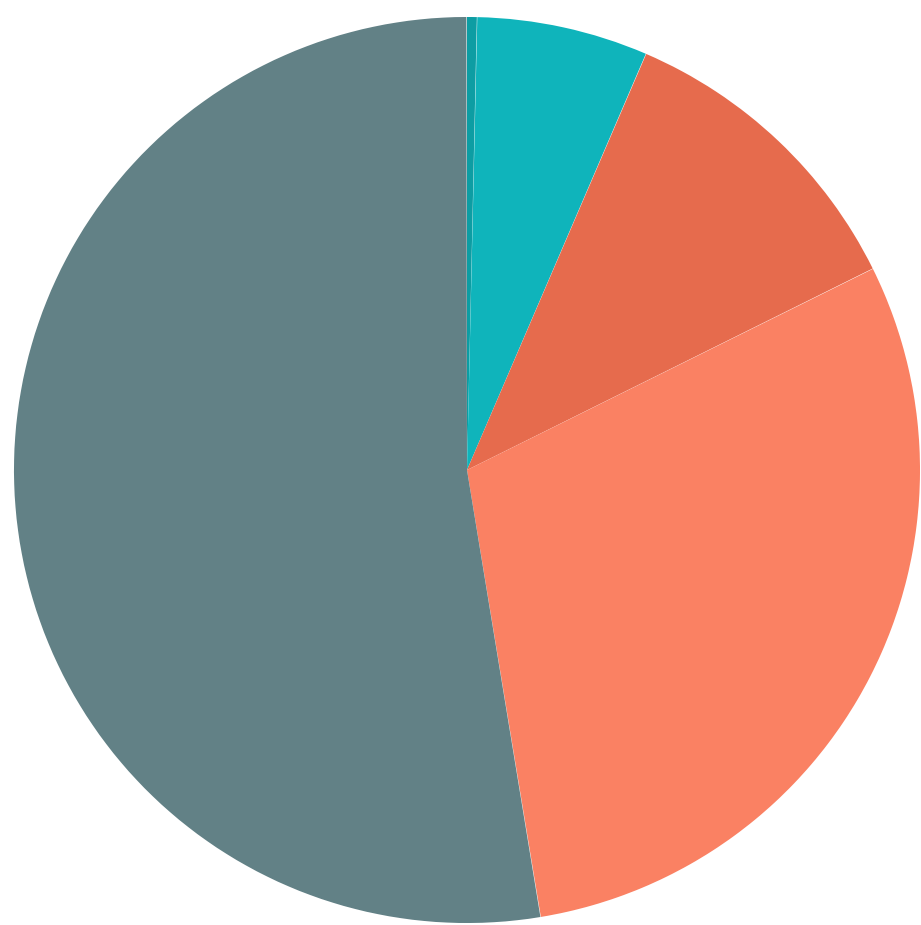
58% of Hospitalized Cases have been reported as being discharged.

53% of Deaths are associated with a congregate setting outbreak.

22% of Cases have been identified as Healthcare Workers.

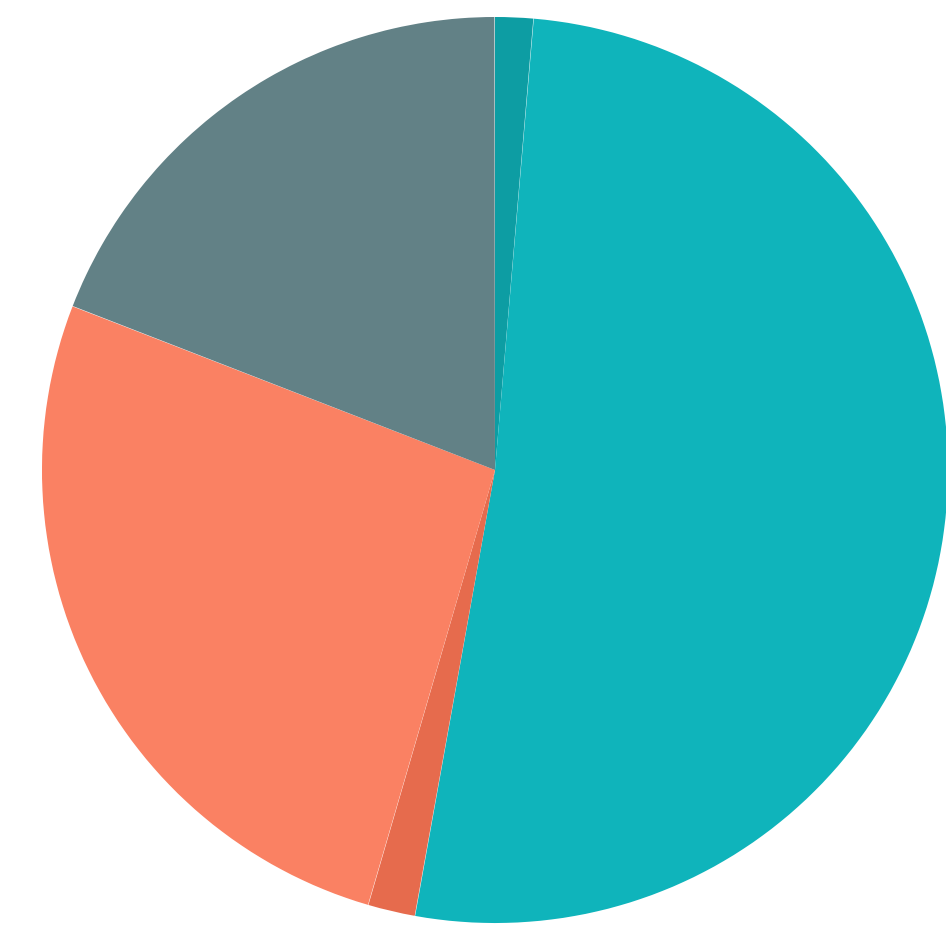
42% of Cases are associated with a congregate setting outbreak.

Age Distribution of Cases



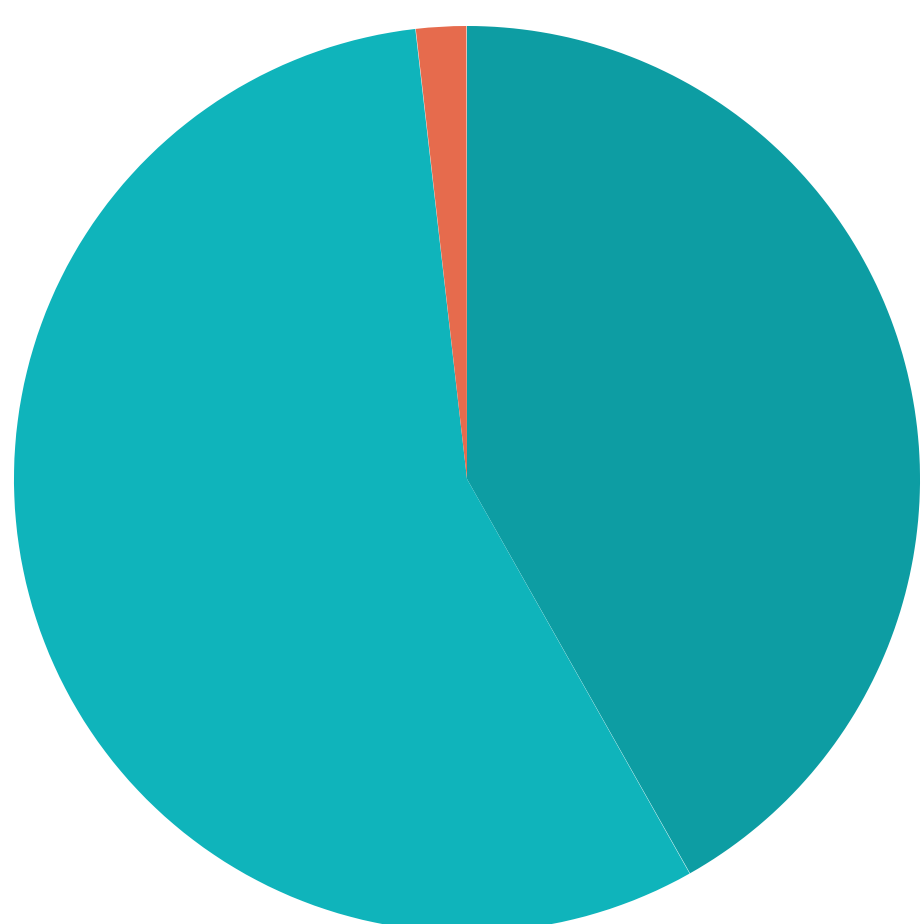
<11 (0.37%)
11-24 (6.1%)
25-34 (11.2%)
35-54 (29.74%)
55+ (52.59%)

Race Distribution of Cases



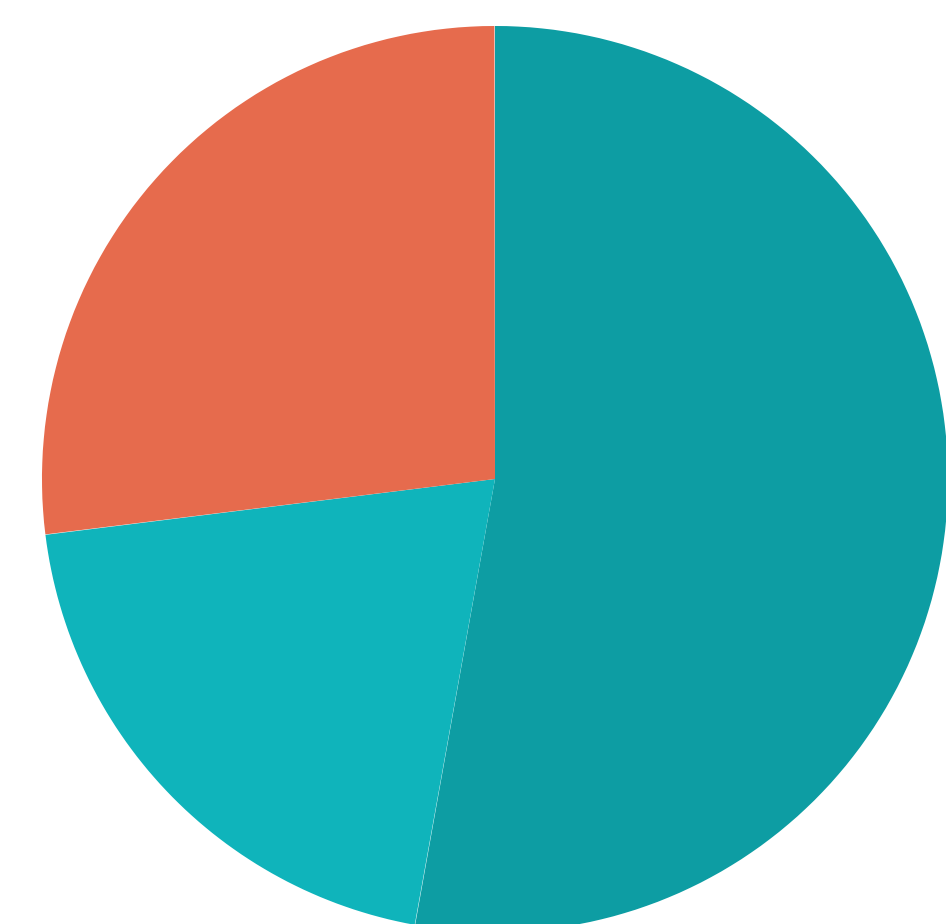
Asian (1.37%)
Black (51.46%)
Other (1.69%)
White (26.38%)
Unknown (19.1%)

Gender Distribution of Cases



Male (41.82%)
Female (56.37%)
Unknown (1.81%)

Underlying Health Conditions



Yes (52.83%)
No (20.22%)
Unknown (26.94%)

Epidemiology - Open Congregate Setting Outbreaks

Any congregate location experiencing a respiratory outbreak is a concern for COVID-19.

This includes long-term care facilities, skilled nursing homes, other healthcare settings, jails, churches, schools, businesses etc. A single laboratory-confirmed case in either an employee or resident of a congregate facility that is identified by epidemiology is classified as an outbreak for this response. Due to the reporting, interview, and data analysis processes, there may be delays in reporting cases as an outbreak. The Epidemiology Program is working closely with all partners to ensure data accuracy. The information in this list is accurate as of 5/18/2020 at 2PM.

Facility Name	County	Number of Reported Cases		Number of Confirmed Hospitalizations	Number of Confirmed Deaths	Investigation Status
		Staff	Resident			
Antebellum Arlington Place	Bibb	10	39	14	4	Ongoing, Infection Prevention Assessment Scheduled, National Guard Cleaning, Mass Testing
Baldwin State Prison	Baldwin	6	15	6	1	Ongoing, Infection Prevention Assessment Complete
Bibb County Jail	Bibb	3	8	0	0	Ongoing, Infection Prevention Assessment Complete
Bolingreen Health and Rehab	Monroe	1	1	0	0	Ongoing, Infection Prevention Assessment Scheduled, National Guard Cleaning, Mass Testing
Bostick Nursing Center	Baldwin	12	59	7	4	Ongoing, Infection Prevention Assessment Complete, Mass Testing, National Guard Cleaning
Central State Hospital	Baldwin	74	19	6	2	Ongoing, Infection Prevention Assessment Scheduled, National Guard Cleaning, Mass Testing
Crawford County Jail	Crawford	4	4	0	0	Ongoing, Infection Prevention Assessment Complete, National Guard Resources Requested
Eatonton Health and Rehab	Putnam	1	33	8	7	Ongoing, Infection Prevention Assessment Complete, National Guard Resources Requested
GA War Veterans	Baldwin	12	18	4	7	Ongoing, Infection Prevention Assessment Scheduled, National Guard Cleaning, Mass Testing
Golden Pond Assisted Living	Bibb	2	7	1	0	Ongoing, Infection Prevention Assessment Complete, Mass Testing
Hancock State Prison	Hancock	7	0	0	0	Ongoing, Infection Prevention Assessment Complete
HC Detention center	Houston	4	16	0	0	Ongoing, Infection Prevention Assessment Complete, Mass Testing, National Guard Cleaning
McEver Probation Detention Center	Houston	3	2	0	0	Ongoing, Infection Prevention Assessment Complete, National Guard Resources Requested
Oconee Comm Service Board	Baldwin	5	5	1	0	Ongoing, Infection Prevention Assessment Complete, Mass Testing
Peach Detention Center	Peach	3	1	1	0	Ongoing, Infection Prevention Assessment Complete, National Guard Resources Requested
Providence Health and Rehab	Hancock	4	43	0	1	Ongoing, Infection Prevention Assessment, National Guard Cleaning, Mass Testing
Pruitt Eastside	Bibb	1	1	0	0	Ongoing, Infection Prevention Assessment Complete
Pruitt Health Forsyth	Monroe	2	58	1	3	Ongoing, Infection Prevention Assessment Scheduled, National Guard Cleaning, Mass Testing
Pruitt Health Macon	Bibb	19	87	10	7	Ongoing, Infection Prevention Assessment Complete, National Guard Cleaning, Mass Testing
Serenity Personal Care Home	Wilkinson	0	5	3	0	Ongoing, National Guard Resource Requested
Southern Pines	Houston	0	11	1	0	Ongoing, Infection Prevention Assessment Scheduled, National Guard Cleaning, Mass Testing
Sparta Health and Rehab	Hancock	18	35	3	1	Ongoing, Infection Prevention Assessment Complete, National Guard Cleaning, Mass Testing
Virginia Gardens	Peach	0	4	2	0	Ongoing, Infection Prevention Assessment Scheduled, Mass Testing
Washington County Extended Care	Washington	3	2	0	0	Ongoing, Infection Prevention Assessment Scheduled, National Guard Cleaning, Mass Testing
Zebulon Park Health and Rehab	Bibb	1	2	3	1	Ongoing, Infection Prevention Assessment Complete, National Guard Cleaning

*Allocation of National Guard resources are not coordinated with local public health. It is possible for a facility to have had these resources allocated without the knowledge of public health. Starting on 4/23/2020, NCHD Epidemiology incorporated requesting information regarding these resources into their outbreak investigation process and have started submitting requests on the behalf of the facilities as deemed appropriate during the investigation.

Epidemiology - Hancock county

On May 15, 2020, the rate of cases in Hancock county per 100,000 became comparable to other populations in Georgia that have had the highest reports of COVID-19 cases based on population size. The cases in the reported congregate care setting outbreaks within the county account for 67% of the cases county-wide. The other 33% of cases reported in Hancock County have not been attributed to a single area of concern and represent community level spread within the county.