

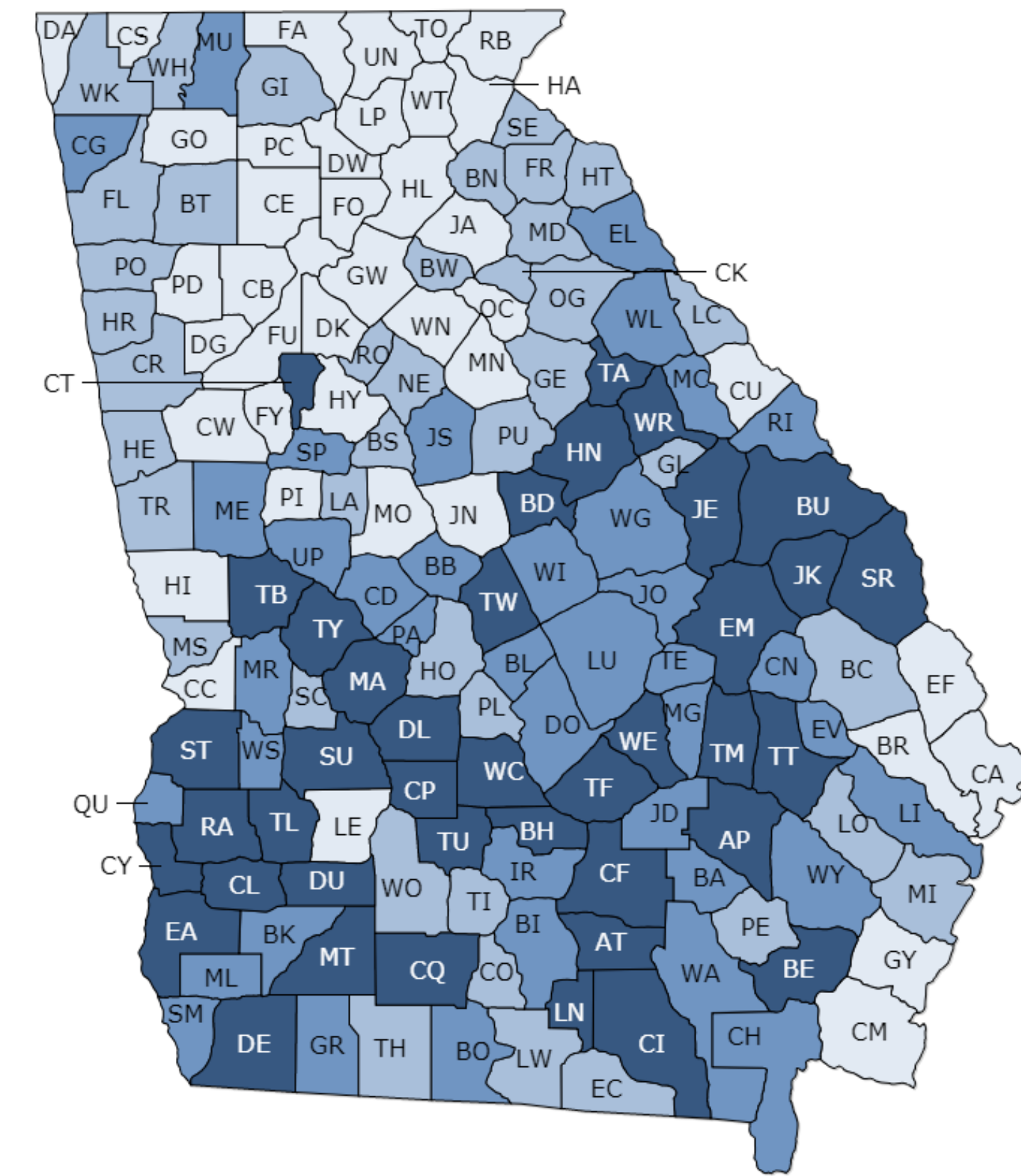
# 2019 County Health Ranking Summary

## Baldwin County

A summary of the strengths and areas of opportunities identified by [countyhealthrankings.org](http://countyhealthrankings.org).



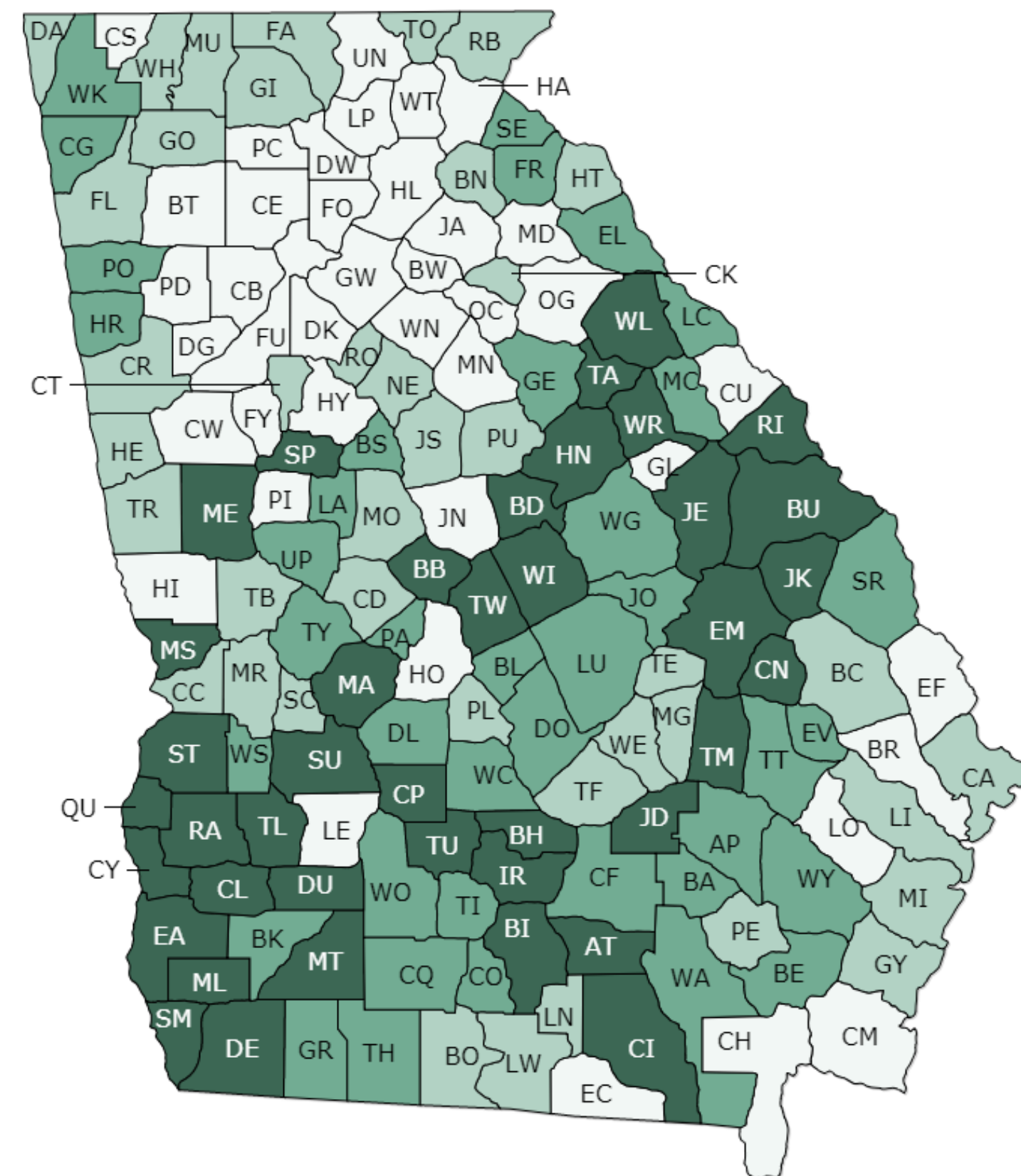
Report Prepared by:  
Amber Erickson, MPH  
Director of Epidemiology, Community  
Assessment, & Research Initiatives



### HEALTH FACTORS

Based on weighted scores for health behaviors, clinical care, social and economic factors, and the physical environment. The map is divided into four quartiles with less color intensity indicating better performance in the respective summary rankings.

Rank 1-40 Rank 41-80 Rank 81-119 Rank 120-159



### HEALTH OUTCOMES

Shows the distribution of health outcomes, based on an equal weighting of length and quality of life. The map is divided into four quartiles with less color intensity indicating better performance in the respective summary rankings.

Rank 1-40 Rank 41-80 Rank 81-119 Rank 120-159

Overview of Rankings ..... 01

Demographics ..... 02

Strengths ..... 03

Opportunities ..... 06

Summary ..... 12

# Table of Contents

---



# What is the County Health Rankings?

Published by the University of Wisconsin Population Health Institute and the Robert Wood Johnson Foundation, the County Health Rankings rank the health of nearly every county in the nation and illustrate what we know about what is keeping people healthy, making them sick, and what we can do to create healthier communities by using the model to right. The information is compiled for the Rankings by using county-level measures from a variety of national data sources. These measures are standardized and combined using scientifically informed weights and are then rank counties by state, providing two overall ranks:

1. Health outcomes: how healthy a county is now.
2. Health factors: how healthy a county will be in the future.

The information provided by this report explores the size and nature of health differences by place and race/ethnicity in Georgia and how state and community leaders can take action to create environments where all residents have the opportunity to live their healthiest lives (CHR&R, 2018). Specifically, this report will help illuminate:

1. Overview of the Rankings for Counties within the North Central Health District.
2. Snapshot of the areas of strength and areas to explores within each district county.
3. Description of how the county health department and district office are working to close identified gaps.

**More information can be found at [countyhealthrankings.org](http://countyhealthrankings.org)**

# Overview of North Central Health District Rankings

The overall rankings in health outcomes represent how healthy counties are within the state. The healthiest county in the state is ranked #1. Ranks for health outcomes are based on an equal weighting of length and quality of life. Ranks for health factors are based on weighted scores for health behaviors, clinical care, social and economic factors, and the physical environment. Overall health outcomes and health factor ranks have been compared to 2017 ranks. A red number indicates a negative move in rank and a green number indicates a positive move in rank.

	Health Outcomes			Health Factors		
	2017	2018	2019	2017	2018	2019
Baldwin	104	109	121	134	134	124
Crawford	70	51	49	58	75	85
Hancock	128	147	153	154	150	152
Houston	27	21	22	41	38	42
Jasper	55	43	53	70	77	86
Jones	28	19	13	33	28	25
Macon-Bibb	142	143	135	97	98	110
Monroe	51	65	67	30	33	35
Peach	101	105	112	116	112	107
Putnam	78	64	46	71	81	63
Twiggs	106	135	158	141	148	146
Washington	59	83	81	81	94	95
Wilkinson	107	139	124	94	82	83

# Baldwin County Demographics

- 35.1% Rural
- Less than 4.3% of the state population.
- 49.4% Female

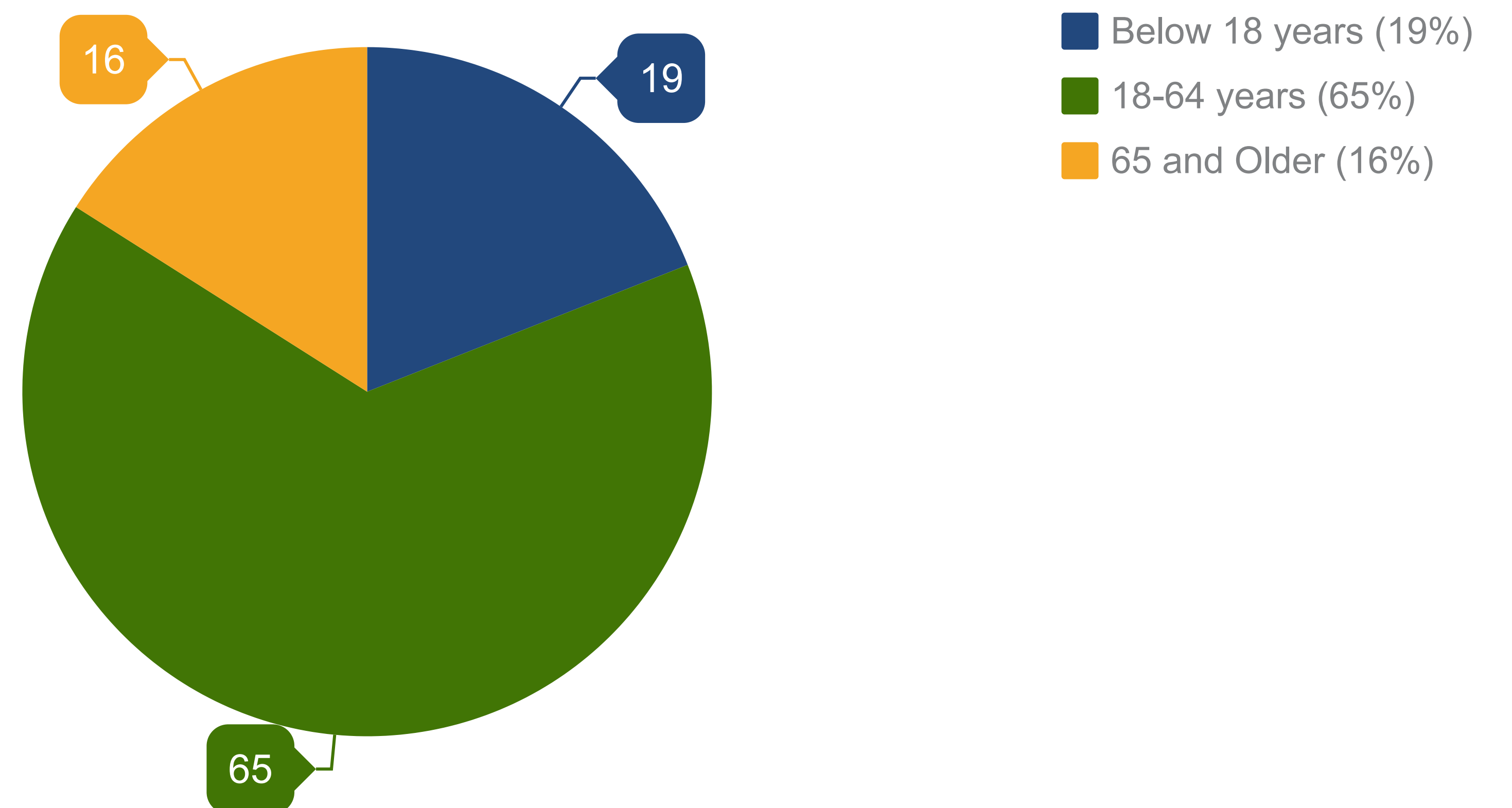
## 2019 POPULATION

44,906

### RACE/ETHNICITY



### AGERANGE



# Areas of Strength

---

The Areas of Strength highlights measures that are assets in your community already. Accounting for the relative influence of each measure on health outcomes, the County Health Rankings team used a variety of techniques to identify the Health Factor measures for your county that are the assets your community might want to build on. They identified measures where there are meaningful differences between your county's values and either your state average, the national benchmark, or the state average in the best state.

- **Excessive Drinking**
- **Teen Births**
- **High School Graduation**



## Areas of Strength

### Excessive Drinking

---

Excessive Drinking measures the percentage of a county's adult population that reports binge or heavy drinking in the past 30 days.

- ✓ **Baldwin County**  
**14%**
- ✓ **North Central Health District**  
**11-16%**
- ✓ **Georgia**  
**15%**

### Teen Births

---

Teen Births is the number of births to females ages 15-19 per 1,000 females in a county.

- ✓ **Baldwin County**  
**18**
- ✓ **North Central Health District**  
**18-50**
- ✓ **Georgia**  
**29**

## Areas of Strength

# High School Graduation

---

High School Graduation is the percentage of the ninth-grade cohort that graduates from high school in four years.

✓ **Baldwin County**

**89%**

✓ **North Central Health District**

**77-95%**

✓ **Georgia**

**81%**

## Areas to Explore

---

The Areas to Explore highlight measures that are potential challenges your community may want to examine more closely. Accounting for the relative influence of each measure on health outcomes, the County Health Rankings team used a variety of techniques to identify the Health Factor measures for your county that seem to have the greatest potential opportunity for improvement. They identified measures where there are meaningful differences between your county's values and either your state average, the national benchmark, or the state average in the best state.

- **Adult Smoking**
- **Adult Obesity**
- **Food Environment Index**
- **Sexually Transmitted Infections**
- **Uninsured**
- **Unemployment**
- **Children in Poverty**
- **Income Inequality**
- **Children in Single-Parent Households**
- **Violent Crime**
- **Severe Housing Problems**



## Areas to Explore

### Adult Smoking

---

Adult Smoking is the percentage of the adult population in a county who both report that they currently smoke every day or most days and have smoked at least 100 cigarettes in their lifetime.

- ✓ **Baldwin County**  
**24%**
- ✓ **North Central Health District**  
**18-24%**
- ✓ **Georgia**  
**18%**

### Adult Obesity

---

Adult Obesity is based on responses to the Behavioral Risk Factor Surveillance Survey (BRFSS) and is the percentage of the adult population (age 20 and older) that reports a body mass index (BMI) greater than or equal to 30 kg/m<sup>2</sup>.

- ✓ **Baldwin County**  
**34%**
- ✓ **North Central Health District**  
**31-36%**
- ✓ **Georgia**  
**30%**

**Areas to Explore**

# Food Environment Index

---

The Food Environment Index ranges from 0 (worst) to 10 (best) and equally weights two indicators of the food environment:

- 1) Limited access to healthy foods estimates the percentage of the population that is low income and does not live close to a grocery store.
- 2) Food insecurity estimates the percentage of the population that did not have access to a reliable source of food during the past year.

✓ **Baldwin County**

**5.8**

✓ **North Central Health District**

**4.8-8.1**

✓ **Georgia**

**6.0**

# Sexually Transmitted Infections

---

Sexually Transmitted Infections is the number of newly diagnosed chlamydia cases per 100,000 population of a county. Rates measure the number of events in a given time period (generally one or more years) divided by the average number of people at risk during that period. Rates help us compare risks of health factors across counties with different population sizes.

✓ **Baldwin County**

**635.7**

✓ **North Central Health District**

**186.0-1031.1**

✓ **Georgia**




**614.6**

## Areas to Explore

### Uninsured

---




Uninsured is the percentage of the population under age 65 without health insurance coverage.

-  **Baldwin County**  
**15%**
-  **North Central Health District**  
**13-18%**
-  **Georgia**  
**15%**

### Unemployment

---

Unemployment is the percentage of the county's civilian labor force, age 16 and older, that is unemployed but seeking work.

-  **Baldwin County**  
**5.9%**
-  **North Central Health District**  
**4.3-7.6%**
-  **Georgia**  
**4.7%**



## Areas to Explore

### Children in Poverty

---

Children in Poverty is the percentage of people under age 18 living in poverty.

- ✓ **Baldwin County**  
**33%**
- ✓ **North Central Health District**  
**18-45%**
- ✓ **Georgia**  
**22%**

### Income Inequality

---

Income Inequality is the ratio of household income at the 80th percentile to that at the 20th percentile, i.e., when the incomes of all households in a county are listed from highest to lowest, the 80th percentile is the level of income at which only 20% of households have higher incomes, and the 20th percentile is the level of income at which only 20% of households have lower incomes. A higher inequality ratio indicates greater division between the top and bottom ends of the income spectrum.

- ✓ **Baldwin County**  
**6.2**
- ✓ **North Central Health District**  
**4.1-6.4**
- ✓ **Georgia**  
**5.0**

## Areas to Explore

# Children in Single-Parent Households

---

Children in Single-Parent Households is the percentage of children (less than 18 years of age) living in family households that are headed by a single parent.

✓ **Baldwin County**

**47%**

✓ **North Central Health District**

**29-56%**

✓ **Georgia**

**37%**

# Violent Crime

---

Violent Crime is the number of violent crimes reported per 100,000 population. Rates measure the number of events (i.e., deaths, births, etc.) in a given time period (generally one or more years) divided by the average number of people at risk during that period. Rates help us compare health data across counties with different population sizes.

✓ **Baldwin County**

**689**

✓ **North Central Health District**

**99-689**

✓ **Georgia**

**388**

## Areas to Explore

# Severe Housing Problems

---

Severe Housing Problems is the percentage of households with one or more of the following housing problems:

1. Housing unit lacks complete kitchen facilities;
2. Housing unit lacks complete plumbing facilities;
3. Household is overcrowded; or
4. Household is severely cost burdened.

 **Baldwin County**

**20%**

 **North Central Health District**

**11-22%**

 **Georgia**

**18%**



## Summary

The BCHD and NCHD currently provide health programs and support health improvement policies that provide services that are scientifically supported. Programs currently supported are affordable pricing at clinics that include a sliding pay-scale, health insurance enrollment assistance, partnership with schools and businesses to provide vaccinations to staff and students, provision of coordinated care in the home, text message-based health interventions, partnerships with other community healthcare providers and agencies, and community health workers. Additional examples are free condom distribution programs throughout the community, long-acting reversible contraception access at low cost, and teen pregnancy prevention programs.

Programs to prevent injury related deaths are also being implemented by the BCHD and NCHD. These programs include car seat education and distribution campaigns. Tobacco Cessation campaigns using multiple media outlets and tobacco free policies are utilized throughout the district to curb tobacco related health issues. Recently the agency has hired an additional nutritionist outside of Women, Infant, and Children (WIC) to assist with programs related to obesity and chronic disease prevention. WIC provides nutritional services to pregnant and nursing women and children under 5 and are currently working with preschools on a project to provide WIC services to families in need through the school system. WIC is also an essential community partner to promote breastfeeding and support to women. A worksite wellness committee also provides programs to staff that promotes obesity and chronic disease prevention. Additionally, training on culturally competent health care and customer service has become a priority and evaluation of programs to ensure the quality and consistency of services and programs is being conducted throughout NCHD.

New initiatives are also being investigated that include telemedicine and additional outreach and prevention interventions that will hopefully assist in decreasing existing health gaps. The BCHD and NCHD are also implementing the Health and Human Services supported public health 3.0 model and are focusing resources on workforce development, partnerships, funding, infrastructure, and utilization of local data metrics to inform program improvement and evaluation (HHS, 2016). The adoption of this model and utilization of the information in this report will assist BCHD and NCHD achieve its mission of “preventing disease, promoting health, and protecting Central Georgia communities against health threats through education, service, advocacy, and collaboration.”



NCHD is dedicated to preventing disease, promoting health, and protecting Central Georgia communities against health threats through education, service, advocacy, and collaboration.

---

**Baldwin County Health Department**

953 Barrows Ferry Road  
Milledgeville, GA 31061  
(478) 445-4264

**North Central Health District**

201 Second St.  
Ste 1100  
Macon, GA 31201  
(478) 751-6034



[nchd52.org/baldwin-county-health-department](https://nchd52.org/baldwin-county-health-department)



NCHD52



@nchd52



BaldwinDPH  
NCHD52